


EUR INT RATE SWAP (ANN/6MO) EURIBOR 3 YEARS

ISIN: -










2024/06/09 19:05:13			
Price	3.1693 %		
Difference		-0.01 (-1 Bp)	
General attributes			
ISIN	-		
Symbol	-.OTD		
Exchange	OTC Data Services		
Security type	Interest rate		
Market data			
Open	3.1690%		
Close (prev. day)	3.1790%		
Performance and Risk			
	6m	1y	3y
Perf (%)	+10.81%	-4.91%	+860.53%
Perf (abs.)	+0.31	-0.16	+3.60
Beta	-	-	-
Volatility	21.86	21.62	182.46
Futures and Options			
Related Futures	-		
Related Options	-		



Information about previous performance does not guarantee future performance.
Source: FactSet

Price data	
Ø price 5 days Ø volume 5 days (pcs.)	3.1208 % (0)
Ø price 30 days Ø volume 30 days (pcs.)	3.1337 % (0)
Ø price 100 days Ø volume 100 days (pcs.)	3.0343 % (0)
Ø price 250 days Ø volume 250 days (pcs.)	3.0213 % (0)
YTD High date	3.2350 % (2024/05/24)
YTD Low date	2.4888 % (2024/01/04)
52 Weeks High date	3.7730 % (2023/07/06)
52 Weeks Low date	2.4860 % (2023/12/29)

Recent research

on market			
Date		Headline	Download
2024/06/07		Wochenausblick	
2024/06/07		Week Ahead	
2024/06/07		ECB cuts CORRECTION	
2024/06/07		ASFINAG	
2024/06/07		ASFINAG	