

US DOLLAR / ICELAND KRONA (USD/ISK)

2024/05/10 18:08:53

Price

139.1400 ISK

1 USD = 139.1400 ISK
1 ISK = 0.00719 USD

Difference

 -0.44%
(-0.61)

General attributes

Exchange rate -
Exchange OTCD FX Premium
Security type Currency

Market data

Open 139.1400 ISK
High 139.1400 ISK
Low 139.1400 ISK
Close (prev. day) 139.7500 ISK

Performance and Risk

| | 6m | 1y | 3y |
|-------------|--------|--------|---------|
| Perf (%) | -1.94% | +1.87% | +12.30% |
| Perf (abs.) | -2.75 | +2.55 | +15.24 |
| Beta | - | - | - |
| Volatility | 7.87 | 8.56 | 9.61 |

Futures and Options

Related Futures -
Related Options -

5y












Information about previous performance does not guarantee future performance.
Source: FactSet

Price data

| | |
|---|---------------------------|
| Ø price 5 days Ø volume 5 days (pcs.) | 139.3975 ISK (0) |
| Ø price 30 days Ø volume 30 days (pcs.) | 140.2695 ISK (0) |
| Ø price 100 days Ø volume 100 days (pcs.) | 138.2981 ISK (0) |
| Ø price 250 days Ø volume 250 days (pcs.) | 137.8890 ISK (0) |
| YTD High date | 141.7300 ISK (2024/04/17) |
| YTD Low date | 135.3300 ISK (2024/01/24) |
| 52 Weeks High date | 143.6000 ISK (2023/11/13) |
| 52 Weeks Low date | 129.6900 ISK (2023/07/18) |

Recent research

| on instrument | on market | | |
|---------------|---|---|---|
| Date | | Headline | Download |
| 2024/05/10 |  | Week Ahead |  |
| 2024/05/10 |  | Wochenausblick |  |
| 2024/05/08 |  | Marktkommentar |  |
| 2024/05/06 |  | Anzeichen für eine wirtschaftliche Wende? | |
| 2024/05/03 |  | Week Ahead |  |