

SWISS FRANC / SOUTH AFRICAN RAND (CHF/ZAR)

2024/08/16 16:06:05

Price

20.5767 ZAR

1 CHF = 20.5767 ZAR
1 ZAR = 0.04859 CHF

Difference

 -0.16%
(-0.03)

General attributes

Exchange rate	-
Exchange	OTCD FX Premium
Security type	Currency

Market data

Open	20.6149 ZAR
High	20.6870 ZAR
Low	20.5767 ZAR
Close (prev. day)	20.6094 ZAR

Performance and Risk

	6m	1y	3y
Perf (%)	-4.21%	-5.41%	+28.30%
Perf (abs.)	-0.91	-1.18	+4.55
Beta	-	-	-
Volatility	10.52	10.53	11.85

Futures and Options

Related Futures	-
Related Options	-

5y









Information about previous performance does not guarantee future performance.
Source: FactSet

Price data

Ø price 5 days Ø volume 5 days (pcs.)	20.9281 ZAR (0)
Ø price 30 days Ø volume 30 days (pcs.)	20.9112 ZAR (0)
Ø price 100 days Ø volume 100 days (pcs.)	20.5286 ZAR (0)
Ø price 250 days Ø volume 250 days (pcs.)	21.0093 ZAR (0)
YTD High date	22.1671 ZAR (2024/01/17)
YTD Low date	19.7938 ZAR (2024/05/22)
52 Weeks High date	22.2779 ZAR (2023/12/28)
52 Weeks Low date	19.7938 ZAR (2024/05/22)

Recent research

on instrument	on market		
Date		Headline	Download
2024/08/12		Global Equity Ratings	
2024/08/12		Aktienempfehlungen Global	
2024/07/15		Aktienempfehlungen Global	
2024/07/12		Global Equity Ratings	
2024/07/03		Global Strategy 3Q 2024	