

# SWISS FRANC / SOUTH AFRICAN RAND (CHF/ZAR)

2023/06/01 07:16:17

**Price**

**21.6328** ZAR

1 CHF = 21.6328 ZAR  
1 ZAR = 0.04619 CHF

**Difference**

 -0.19%  
(-0.04)

**General attributes**

Exchange rate -  
Exchange OTCD FX Premium  
Security type Currency

**Market data**

Open 21.6547 ZAR  
High 21.6933 ZAR  
Low 21.6189 ZAR  
Close (prev. day) 21.6749 ZAR

**Performance and Risk**

	6m	1y	3y
Perf (%)	+19.46%	+33.12%	+18.45%
Perf (abs.)	+3.53	+5.39	+3.38
Beta	-	-	-
Volatility	12.02	12.14	12.65

**Futures and Options**

Related Futures -  
Related Options -

5y












Information about previous performance does not guarantee future performance.  
Source: FactSet

**Price data**

Ø price 5 days   Ø volume 5 days (pcs.)	21.7018 ZAR (0)
Ø price 30 days   Ø volume 30 days (pcs.)	21.2111 ZAR (0)
Ø price 100 days   Ø volume 100 days (pcs.)	20.2544 ZAR (0)
Ø price 250 days   Ø volume 250 days (pcs.)	19.0683 ZAR (0)
YTD High   date	21.9288 ZAR (2023/05/30)
YTD Low   date	17.9750 ZAR (2023/01/13)
52 Weeks High   date	21.9288 ZAR (2023/05/30)
52 Weeks Low   date	15.4957 ZAR (2022/06/09)

**Recent research**

on instrument	on market		
Date		Headline	Download
2023/05/24		Global Equity Ratings	
2023/05/24		Aktienempfehlungen Global	
2023/05/09		Marktkommentar	
2023/05/03		Global Equity Ratings	
2023/05/03		Aktienempfehlungen Global	