

# SWISS FRANC / SINGAPORE-DOLLAR (CHF/SGD)

2024/09/18 18:17:24

**Price**

**1.53002** SGD

1 CHF = 1.53002 SGD  
1 SGD = 0.6534 CHF

**Difference**

 -0.06%  
(-0.00)

**General attributes**

Exchange rate -  
Exchange OTCD FX Premium  
Security type Currency

**Market data**

Open 1.53094 SGD  
High 1.53525 SGD  
Low 1.5293 SGD  
Close (prev. day) 1.53092 SGD

**Performance and Risk**

	6m	1y	3y
Perf (%)	+1.11%	+0.78%	+5.84%
Perf (abs.)	+0.02	+0.01	+0.08
Beta	-	-	-
Volatility	4.76	4.59	5.40

**Futures and Options**

Related Futures -  
Related Options -

5y












Information about previous performance does not guarantee future performance.  
Source: FactSet

**Price data**

Ø price 5 days   Ø volume 5 days (pcs.)	1.53078 SGD (0)
Ø price 30 days   Ø volume 30 days (pcs.)	1.53597 SGD (0)
Ø price 100 days   Ø volume 100 days (pcs.)	1.52213 SGD (0)
Ø price 250 days   Ø volume 250 days (pcs.)	1.51513 SGD (0)
YTD High   date	1.57170 SGD (2024/01/01)
YTD Low   date	1.47151 SGD (2024/05/26)
52 Weeks High   date	1.57974 SGD (2023/12/28)
52 Weeks Low   date	1.47151 SGD (2024/05/26)

**Recent research**

on instrument	on market		
Date		Headline	Download
2024/09/11		Global Equity Ratings	
2024/09/11		Aktienempfehlungen Global	
2024/08/12		Global Equity Ratings	
2024/08/12		Aktienempfehlungen Global	
2024/07/15		Aktienempfehlungen Global	