

SWISS FRANC / SINGAPORE-DOLLAR (CHF/SGD)

2024/07/30 06:58:49

Price

1.51511 SGD

1 CHF = 1.51511 SGD
1 SGD = 0.6596 CHF

Difference

 -0.02%
(-0.00)

General attributes

Exchange rate -
Exchange OTCD FX Premium
Security type Currency

Market data

Open 1.5154 SGD
High 1.51618 SGD
Low 1.5148 SGD
Close (prev. day) 1.51541 SGD

Performance and Risk

	6m	1y	3y
Perf (%)	-2.55%	-0.89%	+1.46%
Perf (abs.)	-0.04	-0.01	+0.02
Beta	-	-	-
Volatility	4.28	4.22	5.33

Futures and Options

Related Futures -
Related Options -

5y








Information about previous performance does not guarantee future performance.
Source: FactSet

Price data

Ø price 5 days Ø volume 5 days (pcs.)	1.51910 SGD (0)
Ø price 30 days Ø volume 30 days (pcs.)	1.50793 SGD (0)
Ø price 100 days Ø volume 100 days (pcs.)	1.50052 SGD (0)
Ø price 250 days Ø volume 250 days (pcs.)	1.51662 SGD (0)
YTD High date	1.57170 SGD (2024/01/01)
YTD Low date	1.47151 SGD (2024/05/26)
52 Weeks High date	1.57974 SGD (2023/12/28)
52 Weeks Low date	1.47151 SGD (2024/05/26)

Recent research

on instrument	on market		
Date		Headline	Download
2024/07/15		Aktienempfehlungen Global	
2024/07/12		Global Equity Ratings	
2024/07/03		Global Strategy 3Q 2024	
2024/07/03		Global Strategy 3Q 2024	
2024/06/21		Global Equity Ratings	