

SWISS FRANC / SINGAPORE-DOLLAR (CHF/SGD)

2024/06/27 22:51:10

Price

1.51104 SGD

1 CHF = 1.51104 SGD
1 SGD = 0.6617 CHF

Difference

 -0.23%
(-0.00)

General attributes

Exchange rate -
Exchange OTCD FX Premium
Security type Currency

Market data

Open 1.51458 SGD
High 1.5150 SGD
Low 1.51034 SGD
Close (prev. day) 1.51457 SGD

Performance and Risk

	6m	1y	3y
Perf (%)	-2.27%	+0.24%	+3.58%
Perf (abs.)	-0.04	+0.00	+0.05
Beta	-	-	-
Volatility	4.20	4.27	5.37

Futures and Options

Related Futures -
Related Options -

5y












Information about previous performance does not guarantee future performance.
Source: FactSet

Price data

Ø price 5 days Ø volume 5 days (pcs.)	1.51459 SGD (0)
Ø price 30 days Ø volume 30 days (pcs.)	1.50986 SGD (0)
Ø price 100 days Ø volume 100 days (pcs.)	1.49613 SGD (0)
Ø price 250 days Ø volume 250 days (pcs.)	1.51750 SGD (0)
YTD High date	1.57170 SGD (2024/01/01)
YTD Low date	1.47151 SGD (2024/05/26)
52 Weeks High date	1.57974 SGD (2023/12/28)
52 Weeks Low date	1.47151 SGD (2024/05/26)

Recent research

on instrument	on market		
Date	Headline		Download
2024/06/21	 Global Equity Ratings		
2024/06/20	 SNB senkt Leitzins auf 1,25%		
2024/05/08	 Marktkommentar		
2024/05/02	 FX markets reflect uncertain interest rate outlook		
2024/05/02	 FX-Märkte spiegeln unsicheres Zinsumfeld wider		