

SWISS FRANC / SINGAPORE-DOLLAR (CHF/SGD)

2024/04/23 20:43:36

Price

1.49313 SGD

1 CHF = 1.49313 SGD
1 SGD = 0.6696 CHF

Difference

 -0.01%
(-0.00)

General attributes

Exchange rate -
Exchange OTCD FX Premium
Security type Currency

Market data

Open 1.49333 SGD
High 1.49763 SGD
Low 1.4917 SGD
Close (prev. day) 1.49333 SGD

Performance and Risk

	6m	1y	3y
Perf (%)	-2.79%	-0.12%	+3.03%
Perf (abs.)	-0.04	+0.00	+0.04
Beta	-	-	-
Volatility	4.39	4.43	5.37

Futures and Options

Related Futures -
Related Options -










Information about previous performance does not guarantee future performance.
Source: FactSet

Price data

Ø price 5 days Ø volume 5 days (pcs.)	1.49375 SGD (0)
Ø price 30 days Ø volume 30 days (pcs.)	1.49243 SGD (0)
Ø price 100 days Ø volume 100 days (pcs.)	1.52023 SGD (0)
Ø price 250 days Ø volume 250 days (pcs.)	1.52389 SGD (0)
YTD High date	1.57170 SGD (2024/01/01)
YTD Low date	1.47990 SGD (2024/04/11)
52 Weeks High date	1.57974 SGD (2023/12/28)
52 Weeks Low date	1.47564 SGD (2023/06/12)

Recent research

on instrument	on market		
Date		Headline	Download
2024/04/03		Aktienempfehlungen Global	
2024/03/26		Global Strategy 2Q 2024	
2024/03/26		Global Strategy 2Q 2024	
2024/03/21		SNB senkt Leitzins ab	
2024/02/22		Aktienempfehlungen Global	