

SWISS FRANC / SINGAPORE-DOLLAR (CHF/SGD)

2023/05/30 16:52:56

Price

1.49434 SGD

1 CHF = 1.49434 SGD
1 SGD = 0.6687 CHF

Difference

 -0.16%
(-0.00)

General attributes

Exchange rate -
Exchange OTCD FX Premium
Security type Currency

Market data

Open 1.49664 SGD
High 1.49863 SGD
Low 1.4914 SGD
Close (prev. day) 1.49667 SGD

Performance and Risk

	6m	1y	3y
Perf (%)	+3.89%	+4.79%	+1.96%
Perf (abs.)	+0.06	+0.07	+0.03
Beta	-	-	-
Volatility	5.76	6.47	5.50

Futures and Options

Related Futures -
Related Options -

5y












Information about previous performance does not guarantee future performance.
Source: FactSet

Price data

Ø price 5 days Ø volume 5 days (pcs.)	1.49428 SGD (0)
Ø price 30 days Ø volume 30 days (pcs.)	1.49321 SGD (0)
Ø price 100 days Ø volume 100 days (pcs.)	1.46737 SGD (0)
Ø price 250 days Ø volume 250 days (pcs.)	1.45092 SGD (0)
YTD High date	1.50748 SGD (2023/04/25)
YTD Low date	1.41560 SGD (2023/01/12)
52 Weeks High date	1.50748 SGD (2023/04/25)
52 Weeks Low date	1.38611 SGD (2022/06/15)

Recent research

on instrument	on market		
Date		Headline	Download
2023/05/24		Global Equity Ratings	
2023/05/24		Aktienempfehlungen Global	
2023/05/09		Marktkommentar	
2023/05/03		Global Equity Ratings	
2023/05/03		Aktienempfehlungen Global	