

## BRITISH POUND / SOUTH AFRICAN RAND (GBP/ZAR)

2024/10/18 23:29:16

## Price

**22.9283** ZAR

1 GBP = 22.9283 ZAR

1 ZAR = 0.04361 GBP

## Difference

 -0.26%  
(-0.06)

## General attributes

Exchange rate

-

Exchange

OTCD FX Premium

Security type

Currency

## Market data

Open

22.98762 ZAR

High

23.00887 ZAR

Low

22.8486 ZAR

Close (prev. day)

22.9877 ZAR

## Performance and Risk

	6m	1y	3y
Perf (%)	-3.74%	-0.48%	+13.70%
Perf (abs.)	-0.89	-0.11	+2.76
Beta	-	-	-
Volatility	9.34	9.01	11.14

## Futures and Options

Related Futures

-

Related Options

-

5y



Information about previous performance does not guarantee future performance.










Source: FactSet

## Price data

Ø price 5 days   Ø volume 5 days (pcs.)	22.9635 ZAR (0)
Ø price 30 days   Ø volume 30 days (pcs.)	22.9790 ZAR (0)
Ø price 100 days   Ø volume 100 days (pcs.)	23.2650 ZAR (0)
Ø price 250 days   Ø volume 250 days (pcs.)	23.4560 ZAR (0)
YTD High   date	24.5917 ZAR (2024/02/23)
YTD Low   date	22.5472 ZAR (2024/06/21)
52 Weeks High   date	24.5917 ZAR (2024/02/23)
52 Weeks Low   date	22.3433 ZAR (2023/11/02)

## Recent research

on market

Date	Headline	Download
2024/10/15	 Endgültige Inflationszahlen und Handelsdaten	
2024/10/13	 Final inflation numbers and trade data	
2024/10/10	 CEE is not finished with monetary easing, rates wi...	
2024/10/10	 EU News Monthly October 2024	
2024/10/08	 Global Strategy 4Q 2024	