

## BRITISH POUND / SOUTH AFRICAN RAND (GBP/ZAR)

2024/08/21 20:58:28

## Price

**23.36037** ZAR

1 GBP = 23.36037 ZAR

1 ZAR = 0.04273 GBP

## Difference

 0.70%  
(0.16)

## General attributes

Exchange rate

-

Exchange

OTCD FX Premium

Security type

Currency

## Market data

Open

23.1926 ZAR

High

23.4291 ZAR

Low

23.1265 ZAR

Close (prev. day)

23.19735 ZAR

## Performance and Risk

	6m	1y	3y
Perf (%)	-2.80%	-4.04%	+11.49%
Perf (abs.)	-0.67	-0.98	+2.39
Beta	-	-	-
Volatility	9.45	9.81	11.24

## Futures and Options

Related Futures

-

Related Options

-

5y



Information about previous performance does not guarantee future performance.










Source: FactSet

## Price data

Ø price 5 days   Ø volume 5 days (pcs.)	23.12455 ZAR (0)
Ø price 30 days   Ø volume 30 days (pcs.)	23.38207 ZAR (0)
Ø price 100 days   Ø volume 100 days (pcs.)	23.36244 ZAR (0)
Ø price 250 days   Ø volume 250 days (pcs.)	23.58631 ZAR (0)
YTD High   date	24.59170 ZAR (2024/02/23)
YTD Low   date	22.54720 ZAR (2024/06/21)
52 Weeks High   date	24.59170 ZAR (2024/02/23)
52 Weeks Low   date	22.34330 ZAR (2023/11/02)

## Recent research

on market

Date	Headline	Download
2024/08/20	 CEE Special Report   Social Development Goals in t...	
2024/08/19	 Poland's monthly data as tipping point for upward ...	
2024/08/12	 Marktkommentar	
2024/08/12	 US-Arbeitsmarkt und Bank of Japan verunsichern die...	
2024/08/12	 GDP growth data in spotlight	