

## BRITISH POUND / SOUTH AFRICAN RAND (GBP/ZAR)

2024/04/19 23:27:08

## Price

**23.6042** ZAR

1 GBP = 23.6042 ZAR

1 ZAR = 0.04237 GBP

## Difference

 -0.90%  
(-0.22)

## General attributes

Exchange rate

-

Exchange

OTCD FX Premium

Security type

Currency

## Market data

Open 23.82622 ZAR

High 24.02525 ZAR

Low 23.5494 ZAR

Close (prev. day) 23.81936 ZAR

## Performance and Risk

	6m	1y	3y
Perf (%)	+2.36%	+4.45%	+18.71%
Perf (abs.)	+0.55	+1.01	+3.72
Beta	-	-	-
Volatility	8.72	10.44	11.20

## Futures and Options

Related Futures

-

Related Options

-

5y











Information about previous performance does not guarantee future performance.

Source: FactSet

## Price data

Ø price 5 days   Ø volume 5 days (pcs.)	23.6729 ZAR (0)
Ø price 30 days   Ø volume 30 days (pcs.)	23.6924 ZAR (0)
Ø price 100 days   Ø volume 100 days (pcs.)	23.8919 ZAR (0)
Ø price 250 days   Ø volume 250 days (pcs.)	23.5953 ZAR (0)
YTD High   date	24.5917 ZAR (2024/02/23)
YTD Low   date	23.2139 ZAR (2024/01/02)
52 Weeks High   date	24.7384 ZAR (2023/06/01)
52 Weeks Low   date	22.3433 ZAR (2023/11/02)

## Recent research

on market			
Date		Headline	Download
2024/04/15		Croatia Special Report   What's behind Croatia's e...	
2024/04/15		Parliamentary elections in Croatia	
2024/04/11		Less aggressive monetary easing to come	
2024/04/08		EZB Zinssenkung im Juni	
2024/04/08		Inflation numbers and Serbia's central bank meetin...	