

# BRITISH POUND / SOUTH AFRICAN RAND (GBP/ZAR)

2024/04/19 23:27:08

**Price**

**23.6042** ZAR

1 GBP = 23.6042 ZAR  
1 ZAR = 0.04237 GBP

**Difference**

 -0.90%  
(-0.22)

**General attributes**

Exchange rate -  
Exchange OTCD FX Premium  
Security type Currency

**Market data**

Open 23.82622 ZAR  
High 24.02525 ZAR  
Low 23.5494 ZAR  
Close (prev. day) 23.81936 ZAR

**Performance and Risk**

	6m	1y	3y
Perf (%)	+3.39%	+5.60%	+20.50%
Perf (abs.)	+0.78	+1.26	+4.05
Beta	-	-	-
Volatility	8.64	10.43	11.19

**Futures and Options**

Related Futures -  
Related Options -

5y











Information about previous performance does not guarantee future performance.  
Source: FactSet

**Price data**

Ø price 5 days   Ø volume 5 days (pcs.)	23.6497 ZAR (0)
Ø price 30 days   Ø volume 30 days (pcs.)	23.7036 ZAR (0)
Ø price 100 days   Ø volume 100 days (pcs.)	23.8937 ZAR (0)
Ø price 250 days   Ø volume 250 days (pcs.)	23.5972 ZAR (0)
YTD High   date	24.5917 ZAR (2024/02/23)
YTD Low   date	23.2139 ZAR (2024/01/02)
52 Weeks High   date	24.7384 ZAR (2023/06/01)
52 Weeks Low   date	22.3433 ZAR (2023/11/02)

**Recent research**

on market			
Date		Headline	Download
2024/04/15		Croatia Special Report   What's behind Croatia's e...	
2024/04/15		Parliamentary elections in Croatia	
2024/04/11		Less aggressive monetary easing to come	
2024/04/08		EZB Zinssenkung im Juni	
2024/04/08		Inflation numbers and Serbia's central bank meetin...	