

BRITISH POUND / US DOLLAR (GBP/USD)

2024/04/19 22:59:59

Price

1.23695 USD1 GBP = 1.23695 USD
1 USD = 0.80844 GBP

Difference

 -0.52%
(-0.01)

General attributes

| | |
|---------------|-----------------|
| Exchange rate | - |
| Exchange | OTCD FX Premium |
| Security type | Currency |

Market data

| | |
|-------------------|-------------|
| Open | 1.24342 USD |
| High | 1.24682 USD |
| Low | 1.23663 USD |
| Close (prev. day) | 1.24344 USD |

Performance and Risk

| | 6m | 1y | 3y |
|-------------|--------|--------|---------|
| Perf (%) | +2.42% | +0.08% | -10.00% |
| Perf (abs.) | +0.03 | +0.00 | -0.14 |
| Beta | - | - | - |
| Volatility | 6.00 | 6.03 | 8.08 |

Futures and Options

| | |
|-----------------|----|
| Related Futures | 32 |
| Related Options | - |










5y

Information about previous performance does not guarantee future performance.
Source: FactSet

Price data

| | |
|---|--------------------------|
| Ø price 5 days Ø volume 5 days (pcs.) | 1.24443 USD (0) |
| Ø price 30 days Ø volume 30 days (pcs.) | 1.25831 USD (0) |
| Ø price 100 days Ø volume 100 days (pcs.) | 1.26565 USD (0) |
| Ø price 250 days Ø volume 250 days (pcs.) | 1.25425 USD (0) |
| YTD High date | 1.28937 USD (2024/03/08) |
| YTD Low date | 1.24053 USD (2024/04/16) |
| 52 Weeks High date | 1.31421 USD (2023/07/14) |
| 52 Weeks Low date | 1.20369 USD (2023/10/04) |

Recent research

| on instrument | on market | | |
|---------------|---|----------------------|---|
| Date | | Headline | Download |
| 2024/04/19 |  | Week Ahead |  |
| 2024/04/19 |  | Wochenausblick |  |
| 2024/04/12 |  | Wochenausblick |  |
| 2024/04/12 |  | Week Ahead |  |
| 2024/04/08 |  | Erste Group Research | |