

BRITISH POUND / NEW ZEALAND DOLLAR (GBP/NZD)

2023/10/05 04:40:50

Price

2.04602 NZD

1 GBP = 2.04602 NZD

1 NZD = 0.4884 GBP

Difference

 -0.22%
(-0.00)

General attributes

Exchange rate

-

Exchange

OTCD FX Premium

Security type

Currency

Market data

Open 2.05058 NZD

High 2.05219 NZD

Low 2.04475 NZD

Close (prev. day) 2.0506 NZD

Performance and Risk

| | 6m | 1y | 3y |
|-------------|--------|--------|--------|
| Perf (%) | +3.63% | +2.74% | +5.30% |
| Perf (abs.) | +0.07 | +0.05 | +0.10 |
| Beta | - | - | - |
| Volatility | 7.43 | 7.65 | 7.28 |

Futures and Options

Related Futures

-

Related Options

-



5y

Information about previous performance does not guarantee future performance.






Source: FactSet

Price data

| | |
|---|--------------------------|
| Ø price 5 days Ø volume 5 days (pcs.) | 2.03902 NZD (0) |
| Ø price 30 days Ø volume 30 days (pcs.) | 2.08242 NZD (0) |
| Ø price 100 days Ø volume 100 days (pcs.) | 2.08770 NZD (0) |
| Ø price 250 days Ø volume 250 days (pcs.) | 2.01747 NZD (0) |
| YTD High date | 2.15857 NZD (2023/08/21) |
| YTD Low date | 1.88325 NZD (2023/02/03) |
| 52 Weeks High date | 2.15857 NZD (2023/08/21) |
| 52 Weeks Low date | 1.88325 NZD (2023/02/03) |

Recent research

on market

| Date | Headline | Download |
|------------|---|----------|
| 2023/10/02 |  Eurozone und USA | |
| 2023/10/02 |  Warum steigen die Renditen am Anleihenmarkt so sta... | |
| 2023/10/02 |  More central banks' meetings | |
| 2023/09/29 |  Global Strategy 4Q 2023 | |
| 2023/09/28 |  CEE Special Report Explanatory and Predictive Yi... | |