

DANISH KRONE / SINGAPORE-DOLLAR (DKK/SGD)

2024/05/16 14:30:47

Price

0.19588 SGD

1 DKK = 0.19588 SGD
1 SGD = 5.10346 DKK

Difference

 -0.09%
(-0.00)

General attributes

Exchange rate -
Exchange OTCD FX Premium
Security type Currency

Market data

Open 0.19603 SGD
High 0.19609 SGD
Low 0.19579 SGD
Close (prev. day) 0.19606 SGD

Performance and Risk

	6m	1y	3y
Perf (%)	-0.17%	+0.51%	-9.89%
Perf (abs.)	+0.00	+0.00	-0.02
Beta	-	-	-
Volatility	2.85	3.38	4.56

Futures and Options

Related Futures -
Related Options -











Information about previous performance does not guarantee future performance.
Source: FactSet

Price data

Ø price 5 days Ø volume 5 days (pcs.)	0.19582 SGD (0)
Ø price 30 days Ø volume 30 days (pcs.)	0.19512 SGD (0)
Ø price 100 days Ø volume 100 days (pcs.)	0.19512 SGD (0)
Ø price 250 days Ø volume 250 days (pcs.)	0.19497 SGD (0)
YTD High date	0.19637 SGD (2024/01/18)
YTD Low date	0.19344 SGD (2024/02/06)
52 Weeks High date	0.19991 SGD (2023/07/19)
52 Weeks Low date	0.19130 SGD (2023/12/17)

Recent research

on market		
Date	Headline	Download
2024/05/13	 Will Romanian central bank begin monetary easing?	
2024/05/10	 EU News Monthly May 2024	
2024/05/08	 Marktkommentar	
2024/05/06	 Anzeichen für eine wirtschaftliche Wende?	
2024/05/06	 Mixed data on retail sales and industrial output	