

SOUTH-KOREAN WON / SOUTH AFRICAN RAND (KRW/ZAR)

2024/07/27 00:26:37

Price

0.01321 ZAR1 KRW = 0.01321 ZAR
1 ZAR = 75.57981 KRW

Difference

 -0.62%
(-0.00)

General attributes

Exchange rate -
Exchange OTCD FX Premium
Security type Currency

Market data

Open 0.01328 ZAR
High 0.01328 ZAR
Low 0.01314 ZAR
Close (prev. day) 0.01330 ZAR

Performance and Risk

	6m	1y	3y
Perf (%)	-5.93%	-4.52%	+3.12%
Perf (abs.)	+0.00	+0.00	+0.00
Beta	-	-	-
Volatility	9.80	10.15	10.78

Futures and Options

Related Futures -
Related Options -

5y











Information about previous performance does not guarantee future performance.
Source: FactSet

Price data

Ø price 5 days Ø volume 5 days (pcs.)	0.01325 ZAR (0)
Ø price 30 days Ø volume 30 days (pcs.)	0.01318 ZAR (0)
Ø price 100 days Ø volume 100 days (pcs.)	0.01340 ZAR (0)
Ø price 250 days Ø volume 250 days (pcs.)	0.01387 ZAR (0)
YTD High date	0.01455 ZAR (2024/02/23)
YTD Low date	0.01285 ZAR (2024/06/21)
52 Weeks High date	0.01460 ZAR (2023/11/30)
52 Weeks Low date	0.01285 ZAR (2024/06/21)

Recent research

on market		
Date	Headline	Download
2024/07/25	 CEE Special Report Can we work more for longer?	
2024/07/22	 CEE Baltics Economic performance further diver...	
2024/07/22	 Märkte preisen Trump noch nicht ein	
2024/07/22	 Will Hungarian central bank pause or continue with...	
2024/07/18	 Western Balkan and the EU - who is ready?	