

CHINESE YUAN RENMINBI / SOUTH AFRICAN RAND (CNY/ZAR)

2024/06/29 05:48:30

Price

2.5015 ZAR1 CNY = 2.5015 ZAR
1 ZAR = 0.39976 CNY

Difference

 -0.11%
(-0.00)

General attributes

Exchange rate	-
Exchange	OTCD FX Premium
Security type	Currency

Market data

Open	2.5015 ZAR
High	2.5015 ZAR
Low	2.5015 ZAR
Close (prev. day)	2.5043 ZAR

Performance and Risk

	6m	1y	3y
Perf (%)	-3.92%	-2.77%	+13.39%
Perf (abs.)	-0.10	-0.07	+0.30
Beta	-	-	-
Volatility	9.56	10.78	11.60

Futures and Options

Related Futures	-
Related Options	-

5y










Information about previous performance does not guarantee future performance.
Source: FactSet

Price data

Ø price 5 days Ø volume 5 days (pcs.)	2.5095 ZAR (0)
Ø price 30 days Ø volume 30 days (pcs.)	2.5460 ZAR (0)
Ø price 100 days Ø volume 100 days (pcs.)	2.5713 ZAR (0)
Ø price 250 days Ø volume 250 days (pcs.)	2.5929 ZAR (0)
YTD High date	2.6922 ZAR (2024/02/23)
YTD Low date	2.4612 ZAR (2024/06/21)
52 Weeks High date	2.6922 ZAR (2024/02/23)
52 Weeks Low date	2.4395 ZAR (2023/07/27)

Recent research

on market		
Date	Headline	Download
2024/06/25	 High pressure economy: What have we learned?	
2024/06/25	 Diving into Slovak competitiveness	
2024/06/24	 CNB set to cut rates this week, but by how much?	
2024/06/21	 Erste Group Research	
2024/06/20	 Bosnia and Herzegovina Growth to remain subdued ...	