

CHINESE YUAN RENMINBI / SOUTH AFRICAN RAND (CNY/ZAR)

2024/05/10 23:50:14

Price

2.5526 ZAR1 CNY = 2.5526 ZAR
1 ZAR = 0.39167 CNY

Difference

 -0.33%
(-0.01)

General attributes

Exchange rate	-
Exchange	OTCD FX Premium
Security type	Currency

Market data

Open	2.5547 ZAR
High	2.5610 ZAR
Low	2.5456 ZAR
Close (prev. day)	2.5610 ZAR

Performance and Risk

	6m	1y	3y
Perf (%)	-0.65%	-6.14%	+16.68%
Perf (abs.)	-0.02	-0.17	+0.37
Beta	-	-	-
Volatility	10.04	10.87	11.56

Futures and Options

Related Futures	-
Related Options	-












Information about previous performance does not guarantee future performance.
Source: FactSet

Price data

Ø price 5 days Ø volume 5 days (pcs.)	2.5622 ZAR (0)
Ø price 30 days Ø volume 30 days (pcs.)	2.6002 ZAR (0)
Ø price 100 days Ø volume 100 days (pcs.)	2.6175 ZAR (0)
Ø price 250 days Ø volume 250 days (pcs.)	2.6056 ZAR (0)
YTD High date	2.6922 ZAR (2024/02/23)
YTD Low date	2.5412 ZAR (2024/05/03)
52 Weeks High date	2.8045 ZAR (2023/05/12)
52 Weeks Low date	2.4395 ZAR (2023/07/27)

Recent research

Date	Headline	Download
2024/05/10	 EU News Monthly May 2024	
2024/05/08	 Marktkommentar	
2024/05/06	 Anzeichen für eine wirtschaftliche Wende?	
2024/05/06	 Mixed data on retail sales and industrial output	
2024/05/02	 FX markets reflect uncertain interest rate outlook	

5y