

## SOUTH-KOREAN WON / SINGAPORE-DOLLAR (KRW/SGD)

2024/05/08 23:06:17

## Price

**0.00099** SGD1 KRW = 0.00099 SGD  
1 SGD = 1,006.5800 KRW

## Difference

 -0.40%  
(-0.00)

## General attributes

Exchange rate -  
Exchange OTCD FX Premium  
Security type Currency

## Market data

Open 0.00099 SGD  
High 0.00099 SGD  
Low 0.00099 SGD  
Close (prev. day) 0.00099 SGD

## Performance and Risk

	6m	1y	3y
Perf (%)	-3.97%	-0.80%	-16.34%
Perf (abs.)	+0.00	+0.00	+0.00
Beta	-	-	-
Volatility	4.70	5.38	6.24

## Futures and Options

Related Futures -  
Related Options -

5y












Information about previous performance does not guarantee future performance.

Source: FactSet

## Price data

Ø price 5 days   Ø volume 5 days (pcs.)	0.00099 SGD (0)
Ø price 30 days   Ø volume 30 days (pcs.)	0.00099 SGD (0)
Ø price 100 days   Ø volume 100 days (pcs.)	0.00100 SGD (0)
Ø price 250 days   Ø volume 250 days (pcs.)	0.00101 SGD (0)
YTD High   date	0.00102 SGD (2024/01/01)
YTD Low   date	0.00097 SGD (2024/04/16)
52 Weeks High   date	0.00106 SGD (2023/06/13)
52 Weeks Low   date	0.00097 SGD (2024/04/16)

## Recent research

on market		
Date	Headline	Download
2024/05/08	 Marktkommentar	
2024/05/06	 Anzeichen für eine wirtschaftliche Wende?	
2024/05/06	 Mixed data on retail sales and industrial output	
2024/05/02	 FX markets reflect uncertain interest rate outlook	
2024/05/02	 FX-Märkte spiegeln unsicheres Zinsumfeld wider	