

## SOUTH-KOREAN WON / SWISS FRANC (KRW/CHF)

2024/07/26 23:28:36

## Price

0.00063 CHF

1 KRW = 0.00063 CHF  
1 CHF = 1,566.86672 KRW

## Difference

0.00%  
(0.00)

## General attributes

Exchange rate	-
Exchange	OTCD FX Premium
Security type	Currency

## Market data

Open	0.00063 CHF
High	0.00063 CHF
Low	0.00063 CHF
Close (prev. day)	0.00063 CHF

## Performance and Risk

	6m	1y	3y
Perf (%)	-1.25%	-5.80%	-19.77%
Perf (abs.)	+0.00	+0.00	+0.00
Beta	-	-	-
Volatility	6.36	6.54	7.96

## Futures and Options

Related Futures	-
Related Options	-



5y









Information about previous performance does not guarantee future performance.

Source: FactSet

## Price data

Ø price 5 days   Ø volume 5 days (pcs.)	0.00064 CHF (0)
Ø price 30 days   Ø volume 30 days (pcs.)	0.00064 CHF (0)
Ø price 100 days   Ø volume 100 days (pcs.)	0.00065 CHF (0)
Ø price 250 days   Ø volume 250 days (pcs.)	0.00065 CHF (0)
YTD High   date	0.00067 CHF (2024/03/21)
YTD Low   date	0.00063 CHF (2024/07/25)
52 Weeks High   date	0.00069 CHF (2023/11/06)
52 Weeks Low   date	0.00063 CHF (2024/07/25)

## Recent research

on market		
Date	Headline	Download
2024/07/25	 CEE Special Report   Can we work more for longer?	
2024/07/22	 CEE   Baltics   Economic performance further diver...	
2024/07/22	 Märkte preisen Trump noch nicht ein	
2024/07/22	 Will Hungarian central bank pause or continue with...	
2024/07/18	 Western Balkan and the EU - who is ready?	