

SWISS FRANC / RUSSIAN ROUBLE (CHF/RUB)

2024/05/21 11:16:14

Price

99.4710 RUB

1 CHF = 99.4710 RUB
1 RUB = 0.01006 CHF

Difference

 -0.09%
(-0.09)

General attributes

Exchange rate -
Exchange OTCD FX Premium
Security type Currency

Market data

Open 99.4990 RUB
High 99.6350 RUB
Low 99.1830 RUB
Close (prev. day) 99.5650 RUB

Performance and Risk

	6m	1y	3y
Perf (%)	-0.14%	+11.19%	+21.72%
Perf (abs.)	-0.14	+10.02	+17.77
Beta	-	-	-
Volatility	14.50	18.98	32.51

Futures and Options

Related Futures -
Related Options -

5y












Information about previous performance does not guarantee future performance.
Source: FactSet

Price data

Ø price 5 days Ø volume 5 days (pcs.)	100.0718 RUB (0)
Ø price 30 days Ø volume 30 days (pcs.)	101.0462 RUB (0)
Ø price 100 days Ø volume 100 days (pcs.)	102.7275 RUB (0)
Ø price 250 days Ø volume 250 days (pcs.)	103.8742 RUB (0)
YTD High date	108.6790 RUB (2024/01/04)
YTD Low date	99.0380 RUB (2024/05/20)
52 Weeks High date	116.0540 RUB (2023/08/14)
52 Weeks Low date	82.8680 RUB (2023/05/31)

Recent research

on instrument	on market		
Date	Headline		Download
2024/05/08	 Marktkommentar		
2024/05/02	 FX markets reflect uncertain interest rate outlook		
2024/05/02	 FX-Märkte spiegeln unsicheres Zinsumfeld wider		
2024/04/26	 Aktienempfehlungen Global		
2024/04/03	 Aktienempfehlungen Global		