

SWISS FRANC / CROATIAN KUNA (CHF/HRK)

2022/12/30 23:28:18

Price

7.6118 HRK

1 CHF = 7.6118 HRK
1 HRK = 0.13114 CHF

Difference

 -0.59%
(-0.04)

General attributes

Exchange rate	-
Exchange	-
Security type	-

Market data

Open	7.6548 HRK
High	7.6649 HRK
Low	7.6118 HRK
Close (prev. day)	7.6567 HRK

Performance and Risk

	6m	1y	3y
Perf (%)	+1.16%	+5.29%	+11.39%
Perf (abs.)	+0.09	+0.38	+0.78
Beta	-	-	-
Volatility	6.41	8.34	6.69

Futures and Options

Related Futures	-
Related Options	-

5y












Information about previous performance does not guarantee future performance.
Source: FactSet

Price data

Ø price 5 days Ø volume 5 days (pcs.)	7.6257 HRK (0)
Ø price 30 days Ø volume 30 days (pcs.)	7.6440 HRK (0)
Ø price 100 days Ø volume 100 days (pcs.)	7.6992 HRK (0)
Ø price 250 days Ø volume 250 days (pcs.)	7.5645 HRK (0)
YTD High date	7.9859 HRK (2022/09/28)
YTD Low date	7.1495 HRK (2022/01/11)
52 Weeks High date	7.9859 HRK (2022/09/28)
52 Weeks Low date	7.1495 HRK (2022/01/11)

Recent research

on instrument	on market		
Date		Headline	Download
2024/05/13		Will Romanian central bank begin monetary easing?	
2024/05/08		Marktkommentar	
2024/05/06		Mixed data on retail sales and industrial output	
2024/05/02		FX markets reflect uncertain interest rate outlook	
2024/05/02		FX-Märkte spiegeln unsicheres Zinsumfeld wider	