

## CHINESE YUAN RENMINBI / JAPANESE YEN (CNY/JPY)

2024/07/09 14:12:06

## Price

**22.1300** JPY

1 CNY = 22.1300 JPY

1 JPY = 0.04513 CNY

## Difference

 0.17%  
(0.04)

## General attributes

Exchange rate

-

Exchange

OTCD FX Premium

Security type

Currency

## Market data

Open

22.1120 JPY

High

22.1380 JPY

Low

22.0820 JPY

Close (prev. day)

22.0920 JPY

## Performance and Risk

	6m	1y	3y
Perf (%)	+9.89%	+12.36%	+30.75%
Perf (abs.)	+1.99	+2.43	+5.20
Beta	-	-	-
Volatility	7.38	7.50	8.45

## Futures and Options

Related Futures

-

Related Options

-



5y

Information about previous performance does not guarantee future performance.









Source: FactSet

## Price data

Ø price 5 days   Ø volume 5 days (pcs.)	22.1167 JPY (0)
Ø price 30 days   Ø volume 30 days (pcs.)	21.9206 JPY (0)
Ø price 100 days   Ø volume 100 days (pcs.)	21.5462 JPY (0)
Ø price 250 days   Ø volume 250 days (pcs.)	20.9427 JPY (0)
YTD High   date	22.2440 JPY (2024/07/03)
YTD Low   date	19.7920 JPY (2024/01/02)
52 Weeks High   date	22.2440 JPY (2024/07/03)
52 Weeks Low   date	19.1790 JPY (2023/07/18)

## Recent research

## on market

Date	Headline	Download
2024/07/09	 EU News Monthly July 2024	
2024/07/08	 Frankreich hat gewählt	
2024/07/08	 Central bank meeting in Serbia and June's inflatio...	
2024/07/03	 Global Strategy 3Q 2024	
2024/07/03	 Global Strategy 3Q 2024	