

## CHINESE YUAN RENMINBI / JAPANESE YEN (CNY/JPY)

2024/05/10 17:21:16

## Price

**21.5480** JPY

1 CNY = 21.5480 JPY

1 JPY = 0.04635 CNY

## Difference

 0.03%  
(0.01)

## General attributes

Exchange rate

-

Exchange

OTCD FX Premium

Security type

Currency

## Market data

Open

21.5000 JPY

High

21.5510 JPY

Low

21.5000 JPY

Close (prev. day)

21.5410 JPY

## Performance and Risk

	6m	1y	3y
Perf (%)	+3.79%	+10.41%	+27.83%
Perf (abs.)	+0.79	+2.03	+4.69
Beta	-	-	-
Volatility	8.58	7.74	8.45

## Futures and Options

Related Futures

-

Related Options

-



Information about previous performance does not guarantee future performance.










Source: FactSet

## Price data

Ø price 5 days   Ø volume 5 days (pcs.)	21.3918 JPY (0)
Ø price 30 days   Ø volume 30 days (pcs.)	21.3989 JPY (0)
Ø price 100 days   Ø volume 100 days (pcs.)	20.9746 JPY (0)
Ø price 250 days   Ø volume 250 days (pcs.)	20.6151 JPY (0)
YTD High   date	21.9790 JPY (2024/04/29)
YTD Low   date	19.7920 JPY (2024/01/02)
52 Weeks High   date	21.9790 JPY (2024/04/29)
52 Weeks Low   date	19.1790 JPY (2023/07/18)

## Recent research

on market

Date	Headline	Download
2024/05/10	 EU News Monthly May 2024	
2024/05/08	 Marktkommentar	
2024/05/06	 Anzeichen für eine wirtschaftliche Wende?	
2024/05/06	 Mixed data on retail sales and industrial output	
2024/05/02	 FX markets reflect uncertain interest rate outlook	

5y