

CHINESE YUAN RENMINBI / EURO (CNY/EUR)

2024/09/03 07:42:57

Price

0.12695 EUR

1 CNY = 0.12695 EUR

1 EUR = 7.8689 CNY

Difference

 0.02%
(0.00)

General attributes

Exchange rate	-
Exchange	OTCD FX Premium
Security type	Currency

Market data

Open	0.12695 EUR
High	0.12701 EUR
Low	0.12681 EUR
Close (prev. day)	0.12693 EUR

Performance and Risk

	6m	1y	3y
Perf (%)	-0.96%	-0.66%	-2.65%
Perf (abs.)	+0.00	+0.00	+0.00
Beta	-	-	-
Volatility	4.53	5.05	6.46

Futures and Options

Related Futures	-
Related Options	-

5y








Information about previous performance does not guarantee future performance.

Source: FactSet

Price data

Ø price 5 days Ø volume 5 days (pcs.)	0.12733 EUR (0)
Ø price 30 days Ø volume 30 days (pcs.)	0.12674 EUR (0)
Ø price 100 days Ø volume 100 days (pcs.)	0.12721 EUR (0)
Ø price 250 days Ø volume 250 days (pcs.)	0.12782 EUR (0)
YTD High date	0.13025 EUR (2024/04/16)
YTD Low date	0.12527 EUR (2024/08/23)
52 Weeks High date	0.13096 EUR (2023/10/04)
52 Weeks Low date	0.12527 EUR (2024/08/23)

Recent research

Date	Headline	Download
2024/09/02	 Eurozone Inflation und US-Arbeitsmarkt beschäftige...	
2024/09/02	 More 2Q24 GDP structure and monthly data on 3Q24 p...	
2024/08/26	 Glance at GDP structure and August's inflation	
2024/08/20	 CEE Special Report Social Development Goals in t...	
2024/08/19	 Poland's monthly data as tipping point for upward ...	