

CHINESE YUAN RENMINBI / EURO (CNY/EUR)

2024/07/26 19:58:37

Price

0.12695 EUR

1 CNY = 0.12695 EUR
1 EUR = 7.8730 CNY

Difference

 **-0.38%**
(-0.00)

General attributes

Exchange rate	-
Exchange	OTCD FX Premium
Security type	Currency

Market data

Open	0.1272 EUR
High	0.12732 EUR
Low	0.12688 EUR
Close (prev. day)	0.12744 EUR

Performance and Risk

	6m	1y	3y
Perf (%)	-1.09%	+0.44%	-2.80%
Perf (abs.)	+0.00	+0.00	+0.00
Beta	-	-	-
Volatility	4.53	5.14	6.41

Futures and Options

Related Futures	-
Related Options	-

5y











Information about previous performance does not guarantee future performance.
Source: FactSet

Price data

Ø price 5 days Ø volume 5 days (pcs.)	0.12684 EUR (0)
Ø price 30 days Ø volume 30 days (pcs.)	0.12697 EUR (0)
Ø price 100 days Ø volume 100 days (pcs.)	0.12779 EUR (0)
Ø price 250 days Ø volume 250 days (pcs.)	0.12802 EUR (0)
YTD High date	0.13025 EUR (2024/04/16)
YTD Low date	0.12582 EUR (2024/07/17)
52 Weeks High date	0.13096 EUR (2023/10/04)
52 Weeks Low date	0.12535 EUR (2023/08/16)

Recent research

on market		
Date	Headline	Download
2024/07/25	 CEE Special Report Can we work more for longer?	
2024/07/22	 CEE Baltics Economic performance further diver...	
2024/07/22	 Märkte preisen Trump noch nicht ein	
2024/07/22	 Will Hungarian central bank pause or continue with...	
2024/07/18	 Western Balkan and the EU - who is ready?	