

## CHINESE YUAN RENMINBI / EURO (CNY/EUR)

2024/05/09 03:36:17

## Price

**0.12875** EUR

1 CNY = 0.12875 EUR

1 EUR = 7.7618 CNY

## Difference

 -0.02%  
(-0.00)

## General attributes

Exchange rate	-
Exchange	OTCD FX Premium
Security type	Currency

## Market data

Open	0.12874 EUR
High	0.12875 EUR
Low	0.12874 EUR
Close (prev. day)	0.12877 EUR

## Performance and Risk

	6m	1y	3y
Perf (%)	+0.42%	-2.06%	+0.78%
Perf (abs.)	+0.00	+0.00	+0.00
Beta	-	-	-
Volatility	5.09	5.47	6.43

## Futures and Options

Related Futures	-
Related Options	-

5y









Information about previous performance does not guarantee future performance.

Source: FactSet

## Price data

Ø price 5 days   Ø volume 5 days (pcs.)	0.12866 EUR (0)
Ø price 30 days   Ø volume 30 days (pcs.)	0.12903 EUR (0)
Ø price 100 days   Ø volume 100 days (pcs.)	0.12844 EUR (0)
Ø price 250 days   Ø volume 250 days (pcs.)	0.12839 EUR (0)
YTD High   date	0.13025 EUR (2024/04/16)
YTD Low   date	0.12686 EUR (2024/03/08)
52 Weeks High   date	0.13264 EUR (2023/05/13)
52 Weeks Low   date	0.12318 EUR (2023/07/19)

## Recent research

on market		
Date	Headline	Download
2024/05/08	 Marktkommentar	
2024/05/06	 Anzeichen für eine wirtschaftliche Wende?	
2024/05/06	 Mixed data on retail sales and industrial output	
2024/05/02	 FX markets reflect uncertain interest rate outlook	
2024/05/02	 FX-Märkte spiegeln unsicheres Zinsumfeld wider	