

CHINESE YUAN RENMINBI / SWISS FRANC (CNY/CHF)

2024/04/19 18:24:07

Price

0.1252 CHF

1 CNY = 0.1252 CHF
1 CHF = 7.94648 CNY

Difference

 -0.24%
(-0.00)

General attributes

Exchange rate -
Exchange OTCD FX Premium
Security type Currency

Market data

Open 0.1250 CHF
High 0.1252 CHF
Low 0.1242 CHF
Close (prev. day) 0.1255 CHF

Performance and Risk

	6m	1y	3y
Perf (%)	+2.53%	-3.39%	-10.74%
Perf (abs.)	+0.00	+0.00	-0.02
Beta	-	-	-
Volatility	5.87	5.95	6.68

Futures and Options

Related Futures -
Related Options -

5y











Information about previous performance does not guarantee future performance.
Source: FactSet

Price data

Ø price 5 days Ø volume 5 days (pcs.)	0.1255 CHF (0)
Ø price 30 days Ø volume 30 days (pcs.)	0.1247 CHF (0)
Ø price 100 days Ø volume 100 days (pcs.)	0.1221 CHF (0)
Ø price 250 days Ø volume 250 days (pcs.)	0.1220 CHF (0)
YTD High date	0.1259 CHF (2024/04/12)
YTD Low date	0.1177 CHF (2024/01/09)
52 Weeks High date	0.1302 CHF (2023/04/19)
52 Weeks Low date	0.1168 CHF (2023/12/28)

Recent research

on market		
Date	Headline	Download
2024/04/15	 Croatia Special Report What's behind Croatia's e...	
2024/04/15	 Parliamentary elections in Croatia	
2024/04/11	 Less aggressive monetary easing to come	
2024/04/08	 EZB Zinssenkung im Juni	
2024/04/08	 Inflation numbers and Serbia's central bank meetin...	