


CHINESE YUAN RENMINBI / CANADIAN DOLLAR (CNY/CAD)

2024/06/25 10:16:33

Price
0.1874 CAD
 1 CNY = 0.1874 CAD
 1 CAD = 5.3207 CNY

Difference  **-0.16%**
 (-0.00)

General attributes

Exchange rate -
 Exchange OTCD FX Premium
 Security type Currency

Market data

Open 0.1876 CAD
 High 0.1876 CAD
 Low 0.1874 CAD
 Close (prev. day) 0.1877 CAD

Performance and Risk

	6m	1y	3y
Perf (%)	+1.13%	+2.46%	-1.16%
Perf (abs.)	+0.00	+0.00	+0.00
Beta	-	-	-
Volatility	4.15	4.60	5.98

Futures and Options

Related Futures -
 Related Options -

5y











Information about previous performance does not guarantee future performance.
 Source: FactSet

Price data

Ø price 5 days Ø volume 5 days (pcs.)	0.1880 CAD (0)
Ø price 30 days Ø volume 30 days (pcs.)	0.1885 CAD (0)
Ø price 100 days Ø volume 100 days (pcs.)	0.1883 CAD (0)
Ø price 250 days Ø volume 250 days (pcs.)	0.1879 CAD (0)
YTD High date	0.1908 CAD (2024/04/16)
YTD Low date	0.1851 CAD (2024/01/02)
52 Weeks High date	0.1920 CAD (2023/11/21)
52 Weeks Low date	0.1811 CAD (2023/06/26)

Recent research

on market		
Date	Headline	Download
2024/06/25	 Diving into Slovak competitiveness	
2024/06/24	 CNB set to cut rates this week, but by how much?	
2024/06/21	 Erste Group Research	
2024/06/20	 Bosnia and Herzegovina Growth to remain subdued ...	
2024/06/18	 Time to spend or to save? Households' situation af...	