

TREND MICRO INC.

ISIN: JP3637300009 WKN: 4704

Overview

2024/07/10 18:21:31

Price
41.46 USDDifference  -11.52% (-5.40)

General attributes

ISIN	JP3637300009
Symbol	4704
Exchange	FINRA other OTC Issues
Currency	USD
Sector	IT-Technology
Security type	Stock
Market cap (m)	5,808 EUR
Benchmark	NIKKEI 225

Market data

Bid (Bid size)	-
Ask (Ask size)	-
Open	41.46 USD
High	41.46 USD
Low	41.46 USD
Close (prev. day)	46.86 USD
VWAP	41.46 USD
Volume (pcs)	220
Trading volume	9,121.20
Number of trades	2
Last size	110

Futures and Options









Related Futures	-
Related Options	-

5y



Information about previous performance does not guarantee future performance.
Source: FactSet

Recent research

on sector		on market	
Date		Headline	Download
2024/07/26		Equity Weekly	
2024/07/24		Global Equity Ratings	
2024/07/24		Aktienempfehlungen Global	
2024/07/15		Aktienempfehlungen Global	
2024/07/12		Global Equity Ratings	

Details

2024/07/10 18:21:31

Price

41.46 USD

Difference ▼ -11.52% (-5.40)

General attributes

ISIN	JP3637300009
Symbol	4704
Exchange	FINRA other OTC Issues
Currency	USD
Sector	IT-Technology
Security type	Stock
Market cap (m)	5,808 EUR
Benchmark	NIKKEI 225

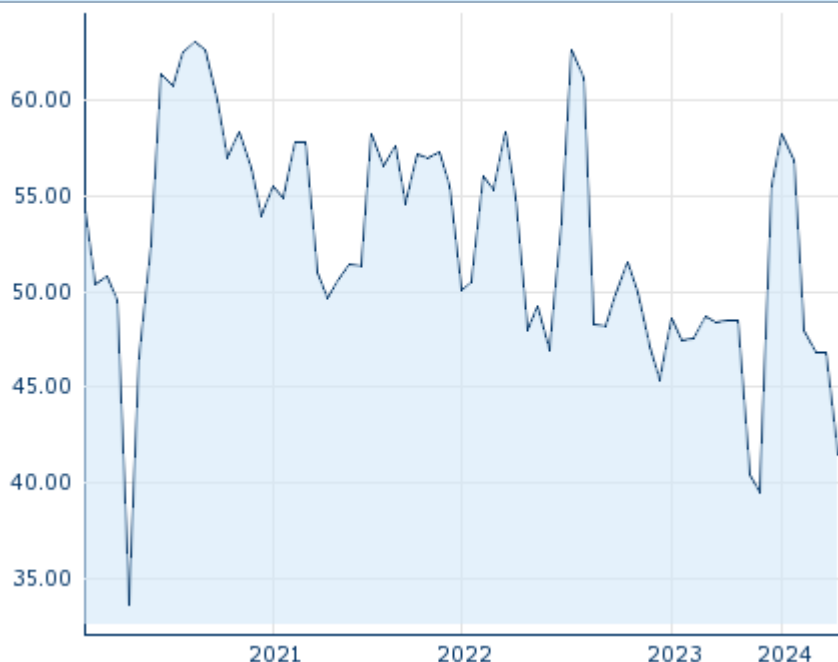
Market data

Bid (Bid size)	-
Ask (Ask size)	-
Open	41.46 USD
High	41.46 USD
Low	41.46 USD
Close (prev. day)	46.86 USD
VWAP	41.46 USD
Volume (pcs)	220
Trading volume	9,121.20
Number of trades	2
Last size	110

Performance and Risk

	6m	1y	3y
Perf (%)	-	-	-
Perf (abs.)	-	-	-
Beta	0.66	0.77	0.72
Volatility	7.39	7.40	21.38

5y



Information about previous performance does not guarantee future performance.
Source: FactSet

Price data

Ø price 5 days Ø volume 5 days (pcs.)	- USD (1)
Ø price 30 days Ø volume 30 days (pcs.)	41.46 USD (11)
Ø price 100 days Ø volume 100 days (pcs.)	45.80 USD (22)
Ø price 250 days Ø volume 250 days (pcs.)	48.19 USD (274)
YTD High date	58.21 USD (2024/01/31)
YTD Low date	41.46 USD (2024/07/10)
52 Weeks High date	58.21 USD (2024/01/31)
52 Weeks Low date	39.56 USD (2023/09/20)

All listings for TREND MICRO INC.

Exchange	Date	Time	Price	Trading volume (mio.)	Number of trades
Tradegate	2024/07/26	22:26	43.80 EUR	0.00	2
Tokyo Stock Exchange	2024/07/26	08:00	7,227.00 JPY	66.34	3,197
Stuttgart	2024/07/26	08:15	42.82 EUR	0.00	3
Munich	2024/07/26	08:00	42.70 EUR	0.00	2
Hanover	2024/07/26	08:01	42.68 EUR	0.00	3

	26					
Frankfurt	2024/07/ 26	14:57	43.60 EUR	0.00		1
FINRA other OTC Issues	2024/07/ 10	18:21	41.46 USD	0.01		2
Duesseldorf	2024/07/ 26	19:31	43.18 EUR	0.00		7
Berlin	2024/07/ 26	08:08	42.86 EUR	0.00		3

Company profile

Company Logo



Contact Details

TREND MICRO INC.

--

Shinjuku MAYNDS Tower, 2-1-1 Yoyogi -
151-0053 Tokyo

Telefon: +81-3-5334-3600

Fax: +81-3-5334-4008

E-mail: -

Company Profile

-

Members of Management Board

Eva Chen Chairman of Managing Board

Akihiko Omikawa Member of Executive Committee

Claudia Wu Member of Executive Committee

Felix S. Sterling Member of Executive Committee

Frank Kuo Member of Executive Committee

Kevin Simzer Member of Executive Committee

Mahendra Negi Member of Executive Committee

Max Cheng Member of Executive Committee

Oscar Chang Member of Executive Committee

Board of directors

Ming Jang Chang Chairman of Supervisory Board

Akihiko Omikawa Member of Supervisory Board

Ikujiro Nonaka Member of Supervisory Board

Mahendra Negi Member of Supervisory Board

Tetsuo Koga Member of Supervisory Board