

ORION CORPORATION B

ISIN: **FI0009014377** WKN: **ORNBV**

Overview

2024/04/19 14:05:19

Price

32.24 EUR

Difference  0.62% (0.20)

General attributes

ISIN FI0009014377

Symbol ORNBV

Exchange Stuttgart

Currency EUR

Sector Chemical / Pharmaceutical / Health

Security type Stock

Market cap (m) 4,556 EUR

Benchmark OMX HELSINKI 25

Market data

Bid (Bid size) - (0)

Ask (Ask size) - (0)

Open 31.74 EUR

High 32.24 EUR

Low 31.74 EUR

Close (prev. day) 32.04 EUR

VWAP -

Volume (pcs) 0

Trading volume 0.00

Number of trades 4

Last size 0

Futures and Options

Related Futures 22

Related Options -




5y



Information about previous performance does not guarantee future performance.

Source: FactSet

Recent research

on sector		on market	
Date		Headline	Download
2024/04/15		Aktienempfehlungen Österreich	
2024/04/03		Global Equity Ratings	
2024/04/03		Aktienempfehlungen Global	
2024/04/03		Aktienempfehlungen Österreich	
2024/03/22		Equity Weekly	

Details

2024/04/19 14:05:19

Price

32.24 EUR

Difference ▲ 0.62% (0.20)

General attributes

ISIN	FI0009014377
Symbol	ORNBV
Exchange	Stuttgart
Currency	EUR
Sector	Chemical / Pharmaceutical / Health
Security type	Stock
Market cap (m)	4,556 EUR
Benchmark	OMX HELSINKI 25

Market data

Bid (Bid size)	- (0)
Ask (Ask size)	- (0)
Open	31.74 EUR
High	32.24 EUR
Low	31.74 EUR
Close (prev. day)	32.04 EUR
VWAP	-
Volume (pcs)	0
Trading volume	0.00
Number of trades	4
Last size	0

Performance and Risk

	6m	1y	3y
Perf (%)	-12.13%	-30.50%	-9.99%
Perf (abs.)	-4.45	-14.15	-3.58
Beta	0.76	0.63	0.41
Volatility	25.64	26.49	29.22

5y



Information about previous performance does not guarantee future performance.
Source: FactSet

Price data

Ø price 5 days Ø volume 5 days (pcs.)	32.49 EUR (0)
Ø price 30 days Ø volume 30 days (pcs.)	34.07 EUR (10)
Ø price 100 days Ø volume 100 days (pcs.)	38.05 EUR (3)
Ø price 250 days Ø volume 250 days (pcs.)	37.85 EUR (6)
YTD High date	44.96 EUR (2024/01/18)
YTD Low date	31.74 EUR (2024/04/19)
52 Weeks High date	47.20 EUR (2023/04/25)
52 Weeks Low date	31.74 EUR (2024/04/19)

Arbitrage views

Exchange ⊕	Date	Time	Price	Trading volume (mio.)	Number of trades
Tradegate	2024/04/19	22:02	32.32 EUR	0.00	1
Stuttgart	2024/04/19	14:05	32.24 EUR	0.00	4
Nasdaq Helsinki	2024/04/19	17:29	32.40 EUR	5.31	1,515
Munich	2024/04/19	08:14	31.96 EUR	0.00	2
London Stock Exchange	2024/	17:25	32.365 EUR	0.00	2

European Trade Reporting	04/19					
Frankfurt	2024/ 04/19	21:49	32.25 EUR	0.00		3
FINRA other OTC Issues	2024/ 01/25	17:14	47.16 USD	0.06		2
Euronext Milan MTF Trading After Hours	2024/ 04/19	17:44	32.09 EUR	0.00		1
Euronext Milan MTF Global Equity Market	2024/ 04/19	17:44	32.09 EUR	0.00		1
Duesseldorf	2024/ 04/19	08:10	31.74 EUR	0.00		3
Berlin	2024/ 04/19	08:15	31.90 EUR	0.00		2

Company profile

Company Logo



Contact Details

ORION OYJ

--

Orionintie 1A - 02200 Espoo

Telefon: +358-10-4261

Fax: +

E-mail: -

Company Profile

-

Members of Management Board

Liisa Hurme Chairman of Managing Board

Hao Pan Member of Executive Committee

Jani Korhonen Member of Executive Committee

Jari Karlson Member of Executive Committee

Juhani Kankaanpää Member of Executive Committee

Julia Macharey Member of Executive Committee

Niclas Lindstedt Member of Executive Committee

Olli Huotari Member of Executive Committee

Outi Vaarala Member of Executive Committee

Satu Ahomäki Member of Executive Committee

Virve Laitinen Member of Executive Committee

Board of directors

Veli-Matti Johannes Mattila Chairman of Supervisory Board

Ari Tapio Lehtoranta Member of Supervisory Board

Hilpi Rautelin Member of Supervisory Board

Eija Ronkainen Member of Supervisory Board

Henrik Stenqvist Member of Supervisory Board

Karen Sörensen Member of Supervisory Board

Kari Jussi Aho Member of Supervisory Board

Maziar Mike Doustdar Member of Supervisory Board