

ORION CORPORATION B

ISIN: **FI0009014377** WKN: **ORNBV**

Overview

2024/10/18 08:05:58

Price
48.39 EURDifference  1.90% (0.90)

General attributes

ISIN	FI0009014377
Symbol	ORNBV
Exchange	Munich
Currency	EUR
Sector	Chemical / Pharmaceutical / Health
Security type	Stock
Market cap (m)	6,681 EUR
Benchmark	OMX HELSINKI 25

Market data

Bid (Bid size)	-
Ask (Ask size)	-
Open	48.39 EUR
High	48.39 EUR
Low	48.39 EUR
Close (prev. day)	47.49 EUR
VWAP	48.57 EUR
Volume (pcs)	0
Trading volume	0.00
Number of trades	2
Last size	0

Futures and Options




Related Futures	25
Related Options	-

5y



Information about previous performance does not guarantee future performance.
Source: FactSet

Recent research

on sector		on market	
Date		Headline	Download
2024/10/14		Aktienempfehlungen Österreich	
2024/09/27		Global Equity Ratings	
2024/09/27		Aktienempfehlungen Global	
2024/09/23		Aktienempfehlungen Österreich	
2024/09/13		Equity Weekly	

Details

2024/10/18 08:05:58

Price

48.39 EUR

Difference ▲ 1.90% (0.90)

General attributes

ISIN	FI0009014377
Symbol	ORNBV
Exchange	Munich
Currency	EUR
Sector	Chemical / Pharmaceutical / Health
Security type	Stock
Market cap (m)	6,681 EUR
Benchmark	OMX HELSINKI 25

Market data

Bid (Bid size)	-
Ask (Ask size)	-
Open	48.39 EUR
High	48.39 EUR
Low	48.39 EUR
Close (prev. day)	47.49 EUR
VWAP	48.57 EUR
Volume (pcs)	0
Trading volume	0.00
Number of trades	2
Last size	0

Performance and Risk

	6m	1y	3y
Perf (%)	+48.89%	+25.49%	+35.32%
Perf (abs.)	+15.89	+9.83	+12.63
Beta	0.45	0.59	0.41
Volatility	23.32	23.86	28.79

5y



Information about previous performance does not guarantee future performance.
Source: FactSet

Price data

Ø price 5 days Ø volume 5 days (pcs.)	47.67 EUR (0)
Ø price 30 days Ø volume 30 days (pcs.)	47.94 EUR (19)
Ø price 100 days Ø volume 100 days (pcs.)	43.87 EUR (8)
Ø price 250 days Ø volume 250 days (pcs.)	40.14 EUR (3)
YTD High date	50.22 EUR (2024/09/26)
YTD Low date	31.96 EUR (2024/04/19)
52 Weeks High date	50.22 EUR (2024/09/26)
52 Weeks Low date	31.96 EUR (2024/04/19)

Arbitrage views

Exchange ⊕	Date	Time	Price	Trading volume (mio.)	Number of trades
Tradegate	2024/10/18	22:26	47.67 EUR	0.00	1
Stuttgart	2024/10/18	13:25	47.41 EUR	0.00	8
Nasdaq Helsinki	2024/10/18	18:00	47.63 EUR	8.27	1,457
Munich	2024/10/18	08:05	48.39 EUR	0.00	2
London Stock Exchange	2024/	17:25	47.825 EUR	0.00	2

European Trade Reporting	10/18					
Frankfurt	2024/ 10/18	09:27	47.79 EUR	0.00	2	
FINRA other OTC Issues	2024/ 01/25	17:14	47.16 USD	0.06	2	
Euronext Milan MTF Trading After Hours	2024/ 07/03	18:00	42.82 EUR	0.00	1	
Euronext Milan MTF Global Equity Market	2024/ 10/18	17:44	47.60 EUR	0.00	1	
Duesseldorf	2024/ 10/18	08:10	48.36 EUR	0.00	3	
Berlin	2024/ 10/18	08:06	48.39 EUR	0.00	2	

Company profile

Company Logo



Contact Details

ORION OYJ

--

Orionintie 1A - 02200 Espoo

Telefon: +358-10-4261

Fax: +

E-mail: -

Company Profile

-

Members of Management Board

Liisa Hurme	Chairman of Managing Board
Hao Pan	Member of Executive Committee
Jani Korhonen	Member of Executive Committee
Jari Karlson	Member of Executive Committee
Juhani Kankaanpää	Member of Executive Committee
Julia Macharey	Member of Executive Committee
Niclas Lindstedt	Member of Executive Committee
Olli Huotari	Member of Executive Committee
Outi Vaarala	Member of Executive Committee
Satu Ahomäki	Member of Executive Committee
Virve Laitinen	Member of Executive Committee

Board of directors

Veli-Matti Johannes Mattila	Chairman of Supervisory Board
Ari Tapio Lehtoranta	Member of Supervisory Board
Hilpi Rautelin	Member of Supervisory Board
Eija Ronkainen	Member of Supervisory Board
Henrik Stenqvist	Member of Supervisory Board
Karen Sörensen	Member of Supervisory Board
Kari Jussi Aho	Member of Supervisory Board
Maziar Mike Doustdar	Member of Supervisory Board