

## ORION CORPORATION B

ISIN: **FI0009014377** WKN: **ORNBV**

## Overview

2024/04/26 08:11:42

Price  
35.67 EURDifference  8.19% (2.70)

## General attributes

ISIN	FI0009014377
Symbol	ORNBV
Exchange	Berlin
Currency	EUR
Sector	Chemical / Pharmaceutical / Health
Security type	Stock
Market cap (m)	5,038 EUR
Benchmark	OMX HELSINKI 25

## Market data

Bid (Bid size)	-
Ask (Ask size)	-
Open	35.67 EUR
High	35.67 EUR
Low	35.67 EUR
Close (prev. day)	32.97 EUR
VWAP	-
Volume (pcs)	0
Trading volume	0.00
Number of trades	2
Last size	0

## Futures and Options








Related Futures	24
Related Options	-

5y



Information about previous performance does not guarantee future performance.  
Source: FactSet

## Recent research

on sector		on market	
Date		Headline	Download
2024/04/26		Global Equity Ratings	
2024/04/26		Aktienempfehlungen Global	
2024/04/15		Aktienempfehlungen Österreich	
2024/04/03		Global Equity Ratings	
2024/04/03		Aktienempfehlungen Global	

## Details

2024/04/26 08:11:42

## Price

35.67 EUR

Difference ▲ 8.19% (2.70)

## General attributes

ISIN	FI0009014377
Symbol	ORNBV
Exchange	Berlin
Currency	EUR
Sector	Chemical / Pharmaceutical / Health
Security type	Stock
Market cap (m)	5,038 EUR
Benchmark	OMX HELSINKI 25

## Market data

Bid (Bid size)	-
Ask (Ask size)	-
Open	35.67 EUR
High	35.67 EUR
Low	35.67 EUR
Close (prev. day)	32.97 EUR
VWAP	-
Volume (pcs)	0
Trading volume	0.00
Number of trades	2
Last size	0

## Performance and Risk

	6m	1y	3y
Perf (%)	-1.00%	-23.88%	-1.44%
Perf (abs.)	-0.36	-11.19	-0.52
Beta	0.59	0.55	0.40
Volatility	27.35	26.71	28.80

5y



Information about previous performance does not guarantee future performance.  
Source: FactSet

## Price data

Ø price 5 days   Ø volume 5 days (pcs.)	33.48 EUR (0)
Ø price 30 days   Ø volume 30 days (pcs.)	33.76 EUR (0)
Ø price 100 days   Ø volume 100 days (pcs.)	37.94 EUR (1)
Ø price 250 days   Ø volume 250 days (pcs.)	37.71 EUR (2)
YTD High   date	45.04 EUR (2024/01/18)
YTD Low   date	31.90 EUR (2024/04/19)
52 Weeks High   date	46.44 EUR (2023/04/27)
52 Weeks Low   date	31.90 EUR (2024/04/19)

## All listings for ORION CORPORATION B

Exchange <span style="color: blue;">⊕</span>	Date	Time	Price	Trading volume (mio.)	Number of trades
Tradegate	2024/04/26	22:26	35.88 EUR	0.01	4
Stuttgart	2024/04/26	11:10	35.58 EUR	0.00	5
Nasdaq Helsinki	2024/04/26	17:29	35.85 EUR	19.81	3,867
Munich	2024/04/26	08:11	35.67 EUR	0.00	2
London Stock Exchange	2024/	17:25	35.69 EUR	0.00	2

European Trade Reporting	04/26						
Frankfurt	2024/ 04/26	21:41	35.83	EUR	0.00		3
FINRA other OTC Issues	2024/ 01/25	17:14	47.16	USD	0.06		2
Euronext Milan MTF Trading After Hours	2024/ 04/26	17:44	35.56	EUR	0.00		1
Euronext Milan MTF Global Equity Market	2024/ 04/26	17:44	35.56	EUR	0.00		1
Duesseldorf	2024/ 04/26	08:10	35.67	EUR	0.00		3
Berlin	2024/ 04/26	08:11	35.67	EUR	0.00		2

## Company profile

### Company Logo



### Contact Details

ORION OYJ

--

Orionintie 1A - 02200 Espoo

Telefon: +358-10-4261

Fax: +

E-mail: -

### Company Profile

-

#### Members of Management Board

Liisa Hurme	Chairman of Managing Board
Hao Pan	Member of Executive Committee
Jani Korhonen	Member of Executive Committee
Jari Karlson	Member of Executive Committee
Juhani Kankaanpää	Member of Executive Committee
Julia Macharey	Member of Executive Committee
Niclas Lindstedt	Member of Executive Committee
Olli Huotari	Member of Executive Committee
Outi Vaarala	Member of Executive Committee
Satu Ahomäki	Member of Executive Committee
Virve Laitinen	Member of Executive Committee

#### Board of directors

Veli-Matti Johannes Mattila	Chairman of Supervisory Board
Ari Tapio Lehtoranta	Member of Supervisory Board
Hilpi Rautelin	Member of Supervisory Board
Eija Ronkainen	Member of Supervisory Board
Henrik Stenqvist	Member of Supervisory Board
Karen Sörensen	Member of Supervisory Board
Kari Jussi Aho	Member of Supervisory Board
Maziar Mike Doustdar	Member of Supervisory Board