

BELSHIPS ASA

ISIN: **NO0003094104**

WKN: -

Overview

2024/09/13 21:43:11

Price

1.594 EUR

Difference  1.01% (0.02)

General attributes

ISIN	NO0003094104
Symbol	BELCO
Exchange	Berlin
Currency	EUR
Sector	Transport
Security type	Stock
Market cap (m)	441 EUR
Benchmark	NORWAY OSLO BORS ALL SHARE(TRG)

Market data

Bid (Bid size)	-
Ask (Ask size)	-
Open	1.582 EUR
High	1.602 EUR
Low	1.582 EUR
Close (prev. day)	1.578 EUR
VWAP	-
Volume (pcs)	0
Trading volume	0.00
Number of trades	19
Last size	0

Futures and Options









Related Futures	-
Related Options	-

5y



Information about previous performance does not guarantee future performance.
Source: FactSet

Recent research

on sector			
Date		Headline	Download
2024/09/11		Global Equity Ratings	
2024/09/11		Aktienempfehlungen Global	
2024/09/09		Aktienempfehlungen Österreich	
2024/09/05		Global Equity Ratings	
2024/09/05		Aktienempfehlungen Global	

Details

2024/09/13 21:43:11

Price

1.594 EUR

Difference ▲ 1.01% (0.02)

General attributes

ISIN	NO0003094104
Symbol	BELCO
Exchange	Berlin
Currency	EUR
Sector	Transport
Security type	Stock
Market cap (m)	441 EUR
Benchmark	NORWAY OSLO BORS ALL SHARE(TRG)

Market data

Bid (Bid size)	-
Ask (Ask size)	-
Open	1.582 EUR
High	1.602 EUR
Low	1.582 EUR
Close (prev. day)	1.578 EUR
VWAP	-
Volume (pcs)	0
Trading volume	0.00
Number of trades	19
Last size	0

Performance and Risk

	6m	1y	3y
Perf (%)	-13.37%	+5.56%	+12.25%
Perf (abs.)	-0.25	+0.08	+0.17
Beta	-	-	-
Volatility	33.09	33.58	44.26

5y



Information about previous performance does not guarantee future performance.
Source: FactSet

Price data

Ø price 5 days Ø volume 5 days (pcs.)	1.559 EUR (0)
Ø price 30 days Ø volume 30 days (pcs.)	1.693 EUR (0)
Ø price 100 days Ø volume 100 days (pcs.)	1.941 EUR (6)
Ø price 250 days Ø volume 250 days (pcs.)	1.798 EUR (10)
YTD High date	2.225 EUR (2024/05/13)
YTD Low date	1.522 EUR (2024/09/10)
52 Weeks High date	2.225 EUR (2024/05/13)
52 Weeks Low date	1.382 EUR (2023/11/14)

All listings for BELSHIPS ASA

Exchange	Date	Time	Price	Trading volume (mio.)	Number of trades
Stuttgart	2024/09/13	16:37	1.544 EUR	0.00	13
Munich	2024/09/13	08:09	1.566 EUR	0.00	1
London Stock Exchange	2023/07/19	10:19	16.82 NOK	0.32	1
Frankfurt	2024/09/13	12:04	1.552 EUR	0.00	3
First North	2024/09/13	18:00	18.88 NOK	0.11	11

Stockholm	13						
Duesseldorf	2024/09/ 13	08:12	1.524	EUR	0.00		3
Berlin	2024/09/ 13	21:43	1.594	EUR	0.00		19

Company profile

Company Logo

Contact Details

BELSHIPS

--

Telefon: -

Fax: -

E-mail: -

Company Profile

-