

## GRENKE AG

ISIN:

DE000A161N30

WKN: A161N3

## Overview

2022/08/12 17:35:20

Price

24.58 EUR

Difference  -4.43% (-1.14)

## General attributes

ISIN	DE000A161N30
Symbol	GLJ
Exchange	Xetra
Currency	EUR
Sector	IT-Technology
Security type	Stock
Market cap (m)	1,143 EUR
Benchmark	GERMANY DAX

## Market data

Bid (Bid size)	-
Ask (Ask size)	-
Open	25.50 EUR
High	25.76 EUR
Low	24.40 EUR
Close (prev. day)	25.72 EUR
VWAP	24.65327 EUR
Volume (pcs)	61,028
Trading volume	1,504,539.60
Number of trades	595
Last size	8,229

## Futures and Options





Related Futures	15
Related Options	-

5y



Information about previous performance does not guarantee future performance.  
Source: FactSet

## Recent research

on sector		on market	
Date		Headline	Download
2022/08/08		Global Equity Ratings	
2022/08/08		Aktienempfehlungen Global	
2022/08/08		Aktienempfehlungen Österreich	
2022/08/05		Equity Weekly	
2022/07/29		Equity Weekly	

## Details

2022/08/12 17:35:20

## Price

24.58 EUR

Difference ▼ -4.43% (-1.14)

## General attributes

ISIN	DE000A161N30
Symbol	GLJ
Exchange	Xetra
Currency	EUR
Sector	IT-Technology
Security type	Stock
Market cap (m)	1,143 EUR
Benchmark	GERMANY DAX

## Market data

Bid (Bid size)	-
Ask (Ask size)	-
Open	25.50 EUR
High	25.76 EUR
Low	24.40 EUR
Close (prev. day)	25.72 EUR
VWAP	24.65327 EUR
Volume (pcs)	61,028
Trading volume	1,504,539.60
Number of trades	595
Last size	8,229

## Performance and Risk

	6m	1y	3y
Perf (%)	-13.21%	-34.28%	-68.02%
Perf (abs.)	-3.74	-12.82	-52.27
Beta	1.10	1.03	1.10
Volatility	53.97	44.61	66.75

5y



Information about previous performance does not guarantee future performance.  
Source: FactSet

## Price data

Ø price 5 days   Ø volume 5 days (pcs.)	25.43 EUR (28,241)
Ø price 30 days   Ø volume 30 days (pcs.)	24.92 EUR (22,303)
Ø price 100 days   Ø volume 100 days (pcs.)	25.33 EUR (33,129)
Ø price 250 days   Ø volume 250 days (pcs.)	29.04 EUR (44,551)
YTD High   date	33.32 EUR (2022/01/04)
YTD Low   date	20.98 EUR (2022/03/07)
52 Weeks High   date	38.66 EUR (2021/09/14)
52 Weeks Low   date	20.98 EUR (2022/03/07)

## Arbitrage views

Exchange	Date	Time	Price	Trading volume (mio.)	Number of trades
Xetra	2022/08/12	17:35	24.58 EUR	1.50	595
Vienna Stock Exchange	2022/08/12	17:32	24.68 EUR	0.00	2
Tradegate	2022/08/12	22:26	24.72 EUR	0.42	140
Stuttgart	2022/08/12	21:55	24.70 EUR	0.05	54
Munich	2022/08/12	08:01	25.78 EUR	0.00	1

	08/12						
London Stock Exchange European Trade Reporting	2022/ 08/12	17:30	24.43	EUR	0.00		2
Hanover	2022/ 08/12	08:15	25.70	EUR	0.00		1
Hamburg	2022/ 08/12	08:15	25.70	EUR	0.00		1
Frankfurt	2022/ 08/12	16:25	24.64	EUR	0.01		4
FINRA other OTC Issues	2021/ 12/30	18:37	34.40	USD	0.00		1
Duesseldorf	2022/ 08/12	21:00	24.66	EUR	0.00		22
Berlin	2022/ 08/12	10:53	24.98	EUR	0.00		2

## Company profile

### Company Logo

**GRENKE**

FAST // FORWARD // FINANCE

### Contact Details

GRENKE AG

--

Neuer Markt 2 - 76532 Baden-Baden

Telefon: 49-7221-5007-204

Fax: 49-7221-5007-4218

E-mail: [service@grenke.de](mailto:service@grenke.de)

### Company Profile

-

#### Members of Management Board

Michael Bücken Chairman of Managing Board

Gilles Christ Member of Executive Committee

Isabel Rösler Member of Executive Committee

Sebastian Hirsch Member of Executive Committee

#### Board of directors

Ernst-Moritz Lipp Chairman of Supervisory Board

Konstantin N. M. Mettenheimer Member of Supervisory Board

Ljiljana Mitic Member of Supervisory Board

Jens Rönnerberg Member of Supervisory Board

Nils Kröber Member of Supervisory Board

Norbert Freisleben Member of Supervisory Board