

FOMENTO ECONOMICO MEXICANO SAB DE CV SP. ADR

ISIN: **US3444191064** WKN: **344419106**

Overview

2024/09/03 08:03:56

Price

93.50 EUR

Difference  0.00% (0.00)

General attributes

ISIN US3444191064

Symbol FMX

Exchange Munich

Currency EUR

Sector Commerce

Security type Stock

Market cap (m) 350 EUR

Benchmark DJ BNY MELLON LAT AM ADR

Market data

Bid (Bid size) 92.00 EUR

Ask (Ask size) 93.50 EUR

Open 93.50 EUR

High 93.50 EUR

Low 93.50 EUR

Close (prev. day) 93.50 EUR

VWAP 100.35714 EUR

Volume (pcs) 0

Trading volume 0.00

Number of trades 1

Last size 0

Futures and Options

Related Futures -

Related Options -











5y



Information about previous performance does not guarantee future performance.

Source: FactSet

Recent research

on instrument		on sector	
Date		Headline	Download
2024/08/12		Global Equity Ratings	
2024/08/12		Aktienempfehlungen Global	
2024/07/24		Global Equity Ratings	
2024/07/24		Aktienempfehlungen Global	
2024/07/15		Aktienempfehlungen Global	

Details

2024/09/03 08:03:56

Price

93.50 EUR

Difference ➔ 0.00% (0.00)

General attributes

ISIN	US3444191064
Symbol	FMX
Exchange	Munich
Currency	EUR
Sector	Commerce
Security type	Stock
Market cap (m)	350 EUR
Benchmark	DJ BNY MELLON LAT AM ADR

Market data

Bid (Bid size)	92.00 EUR
Ask (Ask size)	93.50 EUR
Open	93.50 EUR
High	93.50 EUR
Low	93.50 EUR
Close (prev. day)	93.50 EUR
VWAP	100.35714 EUR
Volume (pcs)	0
Trading volume	0.00
Number of trades	1
Last size	0

Performance and Risk

	6m	1y	3y
Perf (%)	-17.98%	-10.10%	+30.77%
Perf (abs.)	-20.50	-10.50	+22.00
Beta	0.69	0.72	0.45
Volatility	22.63	24.21	22.38

5y



Information about previous performance does not guarantee future performance.

Source: FactSet

Price data

Ø price 5 days Ø volume 5 days (pcs.)	94.60 EUR (0)
Ø price 30 days Ø volume 30 days (pcs.)	99.98 EUR (9)
Ø price 100 days Ø volume 100 days (pcs.)	104.43 EUR (3)
Ø price 250 days Ø volume 250 days (pcs.)	110.15 EUR (1)
YTD High date	132.00 EUR (2024/02/15)
YTD Low date	93.50 EUR (2024/09/02)
52 Weeks High date	132.00 EUR (2024/02/15)
52 Weeks Low date	93.50 EUR (2024/09/02)

All listings for FOMENTO ECONOMICO MEXICANO SAB DE CV SP. ADR

Exchange ⊕	Date	Time	Price	Trading volume (mio.)	Number of trades
Tradegate	2024/09/02	22:26	93.00 EUR	0.00	3
Stuttgart	2024/09/03	09:04	92.00 EUR	0.00	2
NYSE	2024/08/30	22:00	102.78 USD	168.59	11,556
Munich	2024/09/03	08:03	93.50 EUR	0.00	1
London Stock	2022/04/	15:40	81.9559 USD	0.01	1

Exchange	05					
Frankfurt	2024/09/ 03	08:01	92.00	EUR	0.00	1
Duesseldorf	2024/09/ 03	08:11	92.00	EUR	0.00	1

Company profile

Company Logo



Company Profile

-

Contact Details

FOMENTO ECONOMICO MEXICANO SAB

--

General Anaya 601 Pte., Colonia Bella Vista
-- 64410 Monterrey, Nuevo Leon

Telefon: +52 - 8 - 328 - 6000

Fax: +52 - 8 - 328 - 6080

E-mail: -