

FUCHS SE

ISIN: **DE000A3E5D56**

WKN: **A3E5D5**

Overview

2024/05/07 17:35:11

Price

34.25 EUR

Difference  0.88% (0.30)

General attributes

ISIN DE000A3E5D56

Symbol FPE

Exchange Xetra

Currency EUR

Sector Chemical / Pharmaceutical / Health

Security type Stock

Market cap (m) 5,192 EUR

Benchmark GERMANY DAX

Market data

Bid (Bid size) -

Ask (Ask size) -

Open 34.00 EUR

High 34.25 EUR

Low 33.80 EUR

Close (prev. day) 33.95 EUR

VWAP 34.06021 EUR

Volume (pcs) 51,590

Trading volume 1,757,166.00

Number of trades 485

Last size 5,771

Futures and Options

Related Futures -








Related Options -

5y



Information about previous performance does not guarantee future performance.
Source: FactSet

Recent research

on sector		on market	
Date		Headline	Download
2024/04/29		Aktienempfehlungen Österreich	
2024/04/26		Global Equity Ratings	
2024/04/26		Aktienempfehlungen Global	
2024/04/15		Aktienempfehlungen Österreich	
2024/04/03		Global Equity Ratings	

Details

2024/05/07 17:35:11

Price

34.25 EUR

Difference ▲ 0.88% (0.30)

General attributes

ISIN	DE000A3E5D56
Symbol	FPE
Exchange	Xetra
Currency	EUR
Sector	Chemical / Pharmaceutical / Health
Security type	Stock
Market cap (m)	5,192 EUR
Benchmark	GERMANY DAX

Market data

Bid (Bid size)	-
Ask (Ask size)	-
Open	34.00 EUR
High	34.25 EUR
Low	33.80 EUR
Close (prev. day)	33.95 EUR
VWAP	34.06021 EUR
Volume (pcs)	51,590
Trading volume	1,757,166.00
Number of trades	485
Last size	5,771

Performance and Risk

	6m	1y	3y
Perf (%)	+9.08%	+14.74%	-3.79%
Perf (abs.)	+2.85	+4.40	-1.35
Beta	0.52	0.69	0.66
Volatility	17.11	18.97	21.96

5y



Information about previous performance does not guarantee future performance.
Source: FactSet

Price data

Ø price 5 days Ø volume 5 days (pcs.)	33.96 EUR (33,747)
Ø price 30 days Ø volume 30 days (pcs.)	35.76 EUR (26,691)
Ø price 100 days Ø volume 100 days (pcs.)	33.80 EUR (23,187)
Ø price 250 days Ø volume 250 days (pcs.)	31.72 EUR (20,859)
YTD High date	37.60 EUR (2024/04/08)
YTD Low date	31.70 EUR (2024/01/08)
52 Weeks High date	37.60 EUR (2024/04/08)
52 Weeks Low date	28.35 EUR (2023/06/29)

Arbitrage views

Exchange ⊕	Date	Time	Price	Trading volume (mio.)	Number of trades
Xetra	2024/05/07	17:35	34.25 EUR	1.76	485
Tradegate	2024/05/07	17:49	34.45 EUR	0.14	49
Stuttgart	2024/05/07	18:45	34.15 EUR	0.00	46
Munich	2024/05/07	08:00	34.00 EUR	0.00	1
Hanover	2024/05/07	08:16	33.85 EUR	0.00	1

	07						
Hamburg	2024/05/07	08:16	33.85	EUR	0.00		1
Frankfurt	2024/05/07	11:49	34.05	EUR	0.01		2
FINRA other OTC Issues	2024/04/25	16:41	35.25	USD	0.01		2
Duesseldorf	2024/05/07	16:31	33.85	EUR	0.00		4
Berlin	2024/05/07	18:43	34.30	EUR	0.00		14

Company profile

Company Logo



Contact Details

FUCHS SE

--

Einsteinstrasse 11 - 68169 Mannheim

Telefon: +49-621-3802-0

Fax: +

E-mail: kontakt@fuchs.com

Company Profile

-

Members of Management Board

Stefan R. Fuchs Chairman of Managing Board

Ralph Rheinboldt Member of Executive Committee

Sebastian Heiner Member of Executive Committee

Timo Reister Member of Executive Committee

Isabelle Adelt Member of Executive Committee

Board of directors

Christoph Loos Chairman of Supervisory Board

Markus Steilemann Member of Supervisory Board

Susanne Fuchs Member of Supervisory Board

Cornelia Stahlschmidt Member of Supervisory Board

Ingeborg Neumann Member of Supervisory Board

Jens Lehfeldt Member of Supervisory Board