

AEGON N.V.

ISIN: **BMG0112X1056**WKN: **984968**

Overview

2024/06/13 21:15:43

Price

6.175 USD

Difference  -13.03% (-0.93)

General attributes

ISIN BMG0112X1056

Symbol AGN

Exchange FINRA other OTC Issues

Currency USD

Sector Financial

Security type Stock

Market cap (m) 9,570 EUR

Benchmark AMSTERDAM EXCHANGES INDEX

Market data

Bid (Bid size) -

Ask (Ask size) -

Open 6.175 USD

High 6.175 USD

Low 6.175 USD

Close (prev. day) 7.10 USD

VWAP 6.175 USD

Volume (pcs) 206

Trading volume 1,272.05

Number of trades 2

Last size 103

Futures and Options

Related Futures 24





Related Options -

5y



Information about previous performance does not guarantee future performance.
Source: FactSet

Recent research

on sector		on market		
Date		Headline		Download
2024/07/12		Global Equity Ratings		
2024/07/12		Aktienempfehlungen Global		
2024/07/09		Aktienempfehlungen Österreich		
2024/06/28		Equity Weekly		
2024/06/24		Aktienempfehlungen Österreich		

Details

2024/06/13 21:15:43

Price

6.175 USD

Difference ▼ -13.03% (-0.93)

General attributes

ISIN	BMG0112X1056
Symbol	AGN
Exchange	FINRA other OTC Issues
Currency	USD
Sector	Financial
Security type	Stock
Market cap (m)	9,570 EUR
Benchmark	AMSTERDAM EXCHANGES INDEX

Market data

Bid (Bid size)	-
Ask (Ask size)	-
Open	6.175 USD
High	6.175 USD
Low	6.175 USD
Close (prev. day)	7.10 USD
VWAP	6.175 USD
Volume (pcs)	206
Trading volume	1,272.05
Number of trades	2
Last size	103

Performance and Risk

	6m	1y	3y
Perf (%)	-	-	-
Perf (abs.)	-	-	-
Beta	0.65	0.76	1.00
Volatility	21.49	24.79	37.10

5y



Information about previous performance does not guarantee future performance.
Source: FactSet

Price data

Ø price 5 days Ø volume 5 days (pcs.)	- USD (-)
Ø price 30 days Ø volume 30 days (pcs.)	6.175 USD (73)
Ø price 100 days Ø volume 100 days (pcs.)	6.274 USD (20,678)
Ø price 250 days Ø volume 250 days (pcs.)	5.691 USD (14,724)
YTD High date	7.100 USD (2024/05/23)
YTD Low date	5.530 USD (2024/03/04)
52 Weeks High date	7.100 USD (2024/05/23)
52 Weeks Low date	4.690 USD (2023/10/27)

Arbitrage views

Exchange	Date	Time	Price	Trading volume (mio.)	Number of trades
Xetra	2023/09/29	17:35	4.589 EUR	0.04	6
Vienna Stock Exchange	2024/07/12	15:30	5.914 EUR	0.00	4
Tradegate	2024/07/12	22:26	5.928 EUR	0.17	22
Stuttgart	2024/07/12	16:28	5.916 EUR	0.00	10
Munich	2024/07/12	08:03	5.908 EUR	0.00	2

	07/12					
London Stock Exchange European Trade Reporting	2024/ 07/12	17:30	5.911 EUR	0.00		2
Hanover	2024/ 07/12	08:06	5.896 EUR	0.00		3
Hamburg	2024/ 07/12	08:01	5.898 EUR	0.00		3
Frankfurt	2024/ 07/12	17:15	5.894 EUR	0.00		9
FINRA other OTC Issues	2024/ 06/13	21:15	6.175 USD	0.00		2
Euronext Milan MTF Global Equity Market	2023/ 10/13	17:44	4.6215 EUR	0.00		1
Euronext Amsterdam	2024/ 07/12	17:35	5.924 EUR	12.62		1,967
Duesseldorf	2024/ 07/12	19:30	5.842 EUR	0.00		6
Berlin	2024/ 07/12	08:08	5.898 EUR	0.00		3

Company profile

Company Logo



Contact Details

AEGON LTD.

Willem van den Berg

Aegonplein 50 NL-2591 TV, The Hague

Telefon: +31-70-344-3210

Fax: +31-70-344-8445

E-mail: ir@aegon.com

Company Profile

-

Members of Management Board

Lard Friese	Chairman of Managing Board
Astrid Jäkel	Member of Executive Committee
Bas NieuweMeme	Member of Executive Committee
Deborah Waters	Member of Executive Committee
Duncan Russell	Member of Executive Committee
Elisabetta Caldera	Member of Executive Committee
Marco Keim	Member of Executive Committee
Matthew Rider	Member of Executive Committee
Mike Holliday-Williams	Member of Executive Committee
Onno van Klinken	Member of Executive Committee
Will Fuller	Member of Executive Committee

Board of directors

William Alfred Connelly	Chairman of Supervisory Board
Thomas Wellauer	Member of Supervisory Board
Caroline Ramsay	Member of Supervisory Board
Corien M. Wortmann-Kool	Member of Supervisory Board
Dona Young	Member of Supervisory Board
John McGarry	Member of Supervisory Board
Karen Fawcett	Member of Supervisory Board
Mark Ellman	Member of Supervisory Board