

# WISE GROUP AB

ISIN: **SE0007277876** WKN: -

## Overview

2018/05/22 17:36:33

Price

61.40 SEK

Difference  0.66% (0.40)

### General attributes

ISIN	SE0007277876
Symbol	WISE
Exchange	London Stock Exchange
Currency	SEK
Sector	Other
Security type	Stock
Market cap (m)	15 EUR
Benchmark	OMX STOCKHOLM 30 INDEX


### Market data

Bid (Bid size)	-
Ask (Ask size)	-
Open	61.40 SEK
High	61.40 SEK
Low	61.40 SEK
Close (prev. day)	61.00 SEK
VWAP	-
Volume (pcs)	-
Trading volume	-
Number of trades	1
Last size	-

### Futures and Options





Related Futures	-
Related Options	-

5y



Information about previous performance does not guarantee future performance.  
**Source:** FactSet

### Recent research

on sector			
Date		Headline	Download
2024/08/09		Equity Weekly	
2024/08/02		Equity Weekly	
2024/07/29		Aktienempfehlungen Österreich	
2024/07/26		Equity Weekly	
2024/07/24		Global Equity Ratings	

## Details

2018/05/22 17:36:33

## Price

61.40 SEK

Difference ▲ 0.66% (0.40)

## General attributes

ISIN	SE0007277876
Symbol	WISE
Exchange	London Stock Exchange
Currency	SEK
Sector	Other
Security type	Stock
Market cap (m)	15 EUR
Benchmark	OMX STOCKHOLM 30 INDEX

## Market data

Bid (Bid size)	-
Ask (Ask size)	-
Open	61.40 SEK
High	61.40 SEK
Low	61.40 SEK
Close (prev. day)	61.00 SEK
VWAP	-
Volume (pcs)	-
Trading volume	-
Number of trades	1
Last size	-

## Performance and Risk

	6m	1y	3y
Perf (%)	-	-	-
Perf (abs.)	-	-	-
Beta	-0.10	0.03	0.48
Volatility	-	-	-

5y

Chart  
not available

Information about previous performance does not guarantee future performance.  
Source: FactSet

## Price data

Ø price 5 days   Ø volume 5 days (pcs.)	- SEK (-)
Ø price 30 days   Ø volume 30 days (pcs.)	- SEK (-)
Ø price 100 days   Ø volume 100 days (pcs.)	- SEK (-)
Ø price 250 days   Ø volume 250 days (pcs.)	- SEK (-)
YTD High   date	- SEK (-)
YTD Low   date	- SEK (-)
52 Weeks High   date	- SEK (-)
52 Weeks Low   date	- SEK (-)

## All listings for WISE GROUP AB

Exchange	Date	Time	Price	Trading volume (mio.)	Number of trades
Nasdaq Stockholm	2024/08/09	18:00	23.10 SEK	0.00	1
London Stock Exchange	2018/05/22	17:36	61.40 SEK	0.00	1
Frankfurt	2024/08/09	08:06	1.82 EUR	0.00	2
Berlin	2024/08/09	21:43	2.06 EUR	0.00	19

## Company profile

### Company Logo



### Company Profile

-

### Contact Details

WISE GROUP AB

--

----

Telefon: -

Fax: -

E-mail: -