

# ORYZON GENOMICS SA

ISIN: **ES0167733015** WKN: -

## Overview

2021/01/22 16:30:07

Price

**3.7002** EUR

Difference  32.38% (0.91)

### General attributes

ISIN ES0167733015

Symbol ORY

Exchange London Stock Exchange

Currency EUR

Sector Chemical / Pharmaceutical / Health

Security type Stock

Market cap (m) 122 EUR

Benchmark IBEX 35

### Market data

Bid (Bid size) -

Ask (Ask size) -

Open 3.7002 EUR

High 3.7002 EUR

Low 3.7002 EUR

Close (prev. day) 2.7951 EUR

VWAP 3.70018 EUR

Volume (pcs) 44

Trading volume 162.81

Number of trades 1

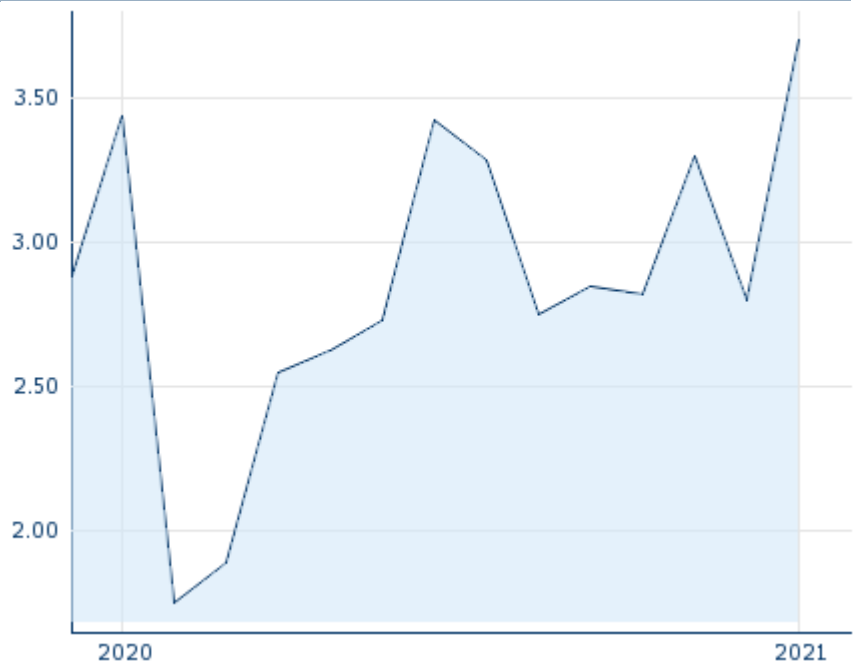
Last size 44

### Futures and Options

Related Futures -




Related Options -

5y



Information about previous performance does not guarantee future performance.  
Source: FactSet

### Recent research

on sector		on market	
Date		Headline	Download
2024/09/13		Equity Weekly	
2024/09/11		Global Equity Ratings	
2024/09/11		Aktienempfehlungen Global	
2024/09/09		Aktienempfehlungen Österreich	
2024/09/05		Global Equity Ratings	

## Details

2021/01/22 16:30:07

**Price**  
3.7002 EUR

**Difference** ▲ 32.38% (0.91)

## General attributes

ISIN	ES0167733015
Symbol	ORY
Exchange	London Stock Exchange
Currency	EUR
Sector	Chemical / Pharmaceutical / Health
Security type	Stock
Market cap (m)	122 EUR
Benchmark	IBEX 35

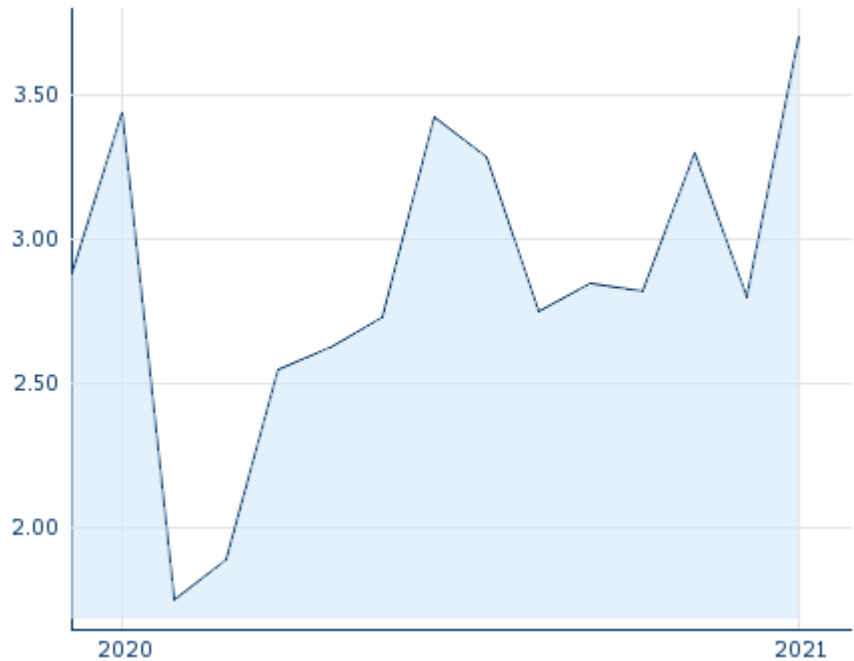
## Market data

Bid (Bid size)	-
Ask (Ask size)	-
Open	3.7002 EUR
High	3.7002 EUR
Low	3.7002 EUR
Close (prev. day)	2.7951 EUR
VWAP	3.70018 EUR
Volume (pcs)	44
Trading volume	162.81
Number of trades	1
Last size	44

## Performance and Risk

	6m	1y	3y
Perf (%)	-	-	-
Perf (abs.)	-	-	-
Beta	-	-	-
Volatility	-	-	-

5y



Information about previous performance does not guarantee future performance.  
Source: FactSet

## Price data

Ø price 5 days   Ø volume 5 days (pcs.)	- EUR (-)
Ø price 30 days   Ø volume 30 days (pcs.)	- EUR (-)
Ø price 100 days   Ø volume 100 days (pcs.)	- EUR (-)
Ø price 250 days   Ø volume 250 days (pcs.)	- EUR (-)
YTD High   date	- EUR (-)
YTD Low   date	- EUR (-)
52 Weeks High   date	- EUR (-)
52 Weeks Low   date	- EUR (-)

## All listings for ORYZON GENOMICS SA

Exchange <span>📍</span>	Date	Time	Price	Trading volume (mio.)	Number of trades
Tradegate	2024/09/13	22:02	1.896 EUR	0.00	1
Stuttgart	2024/09/13	12:46	1.878 EUR	0.00	9
Munich	2024/09/13	08:07	1.92 EUR	0.00	2
London Stock Exchange	2021/01/22	16:30	3.7002 EUR	0.00	1
Frankfurt	2024/09/13	08:17	1.868 EUR	0.00	2

	13					
FINRA other OTC Issues	2024/08/26	18:27	1.93 USD	0.00		1
Duesseldorf	2024/09/13	19:31	1.866 EUR	0.00		7
BME Continuous Market	2024/09/13	17:35	1.894 EUR	0.12		99

## Company profile

### Company Logo



### Company Profile

-

### Contact Details

ORYZON GENOMICS

--

----

Telefon: -

Fax: -

E-mail: -