

# ORYZON GENOMICS SA

ISIN: **ES0167733015** WKN: -

## Overview

2021/01/22 16:30:07

**Price**  
3.7002 EUR

**Difference**  32.38% (0.91)

### General attributes

ISIN	ES0167733015
Symbol	ORY
Exchange	London Stock Exchange
Currency	EUR
Sector	Chemical / Pharmaceutical / Health
Security type	Stock
Market cap (m)	112 EUR
Benchmark	IBEX 35

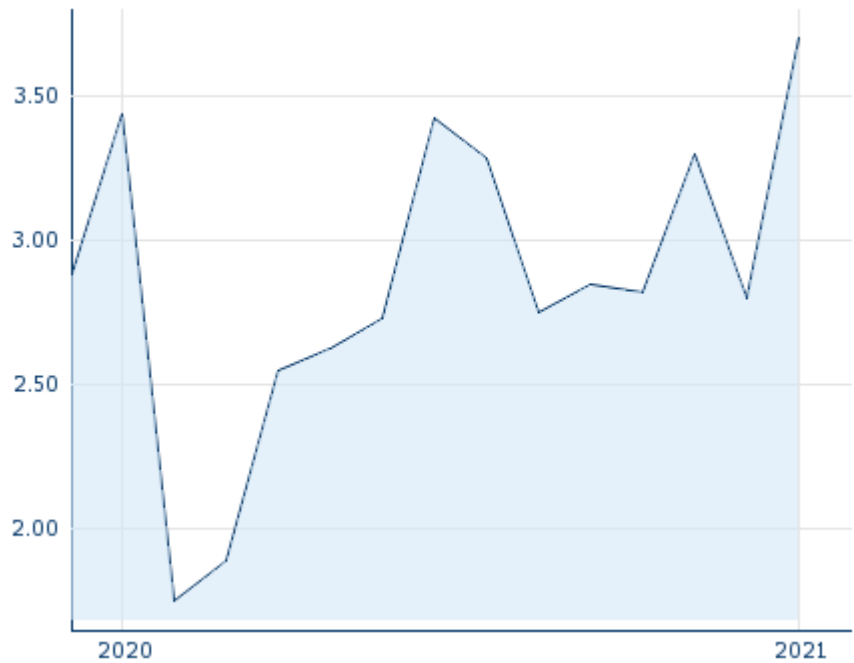
### Market data

Bid (Bid size)	-
Ask (Ask size)	-
Open	3.7002 EUR
High	3.7002 EUR
Low	3.7002 EUR
Close (prev. day)	2.7951 EUR
VWAP	3.70018 EUR
Volume (pcs)	44
Trading volume	162.81
Number of trades	1
Last size	44

### Futures and Options










Related Futures	-
Related Options	-

5y



Information about previous performance does not guarantee future performance.  
Source: FactSet

### Recent research

on sector		on market	
Date		Headline	Download
2024/08/16		Equity Weekly	
2024/08/13		Aktienempfehlungen Österreich	
2024/08/12		Global Equity Ratings	
2024/08/12		Aktienempfehlungen Global	
2024/08/09		Equity Weekly	

## Details

2021/01/22 16:30:07

**Price**  
3.7002 EUR

**Difference** ▲ 32.38% (0.91)

## General attributes

ISIN	ES0167733015
Symbol	ORY
Exchange	London Stock Exchange
Currency	EUR
Sector	Chemical / Pharmaceutical / Health
Security type	Stock
Market cap (m)	112 EUR
Benchmark	IBEX 35

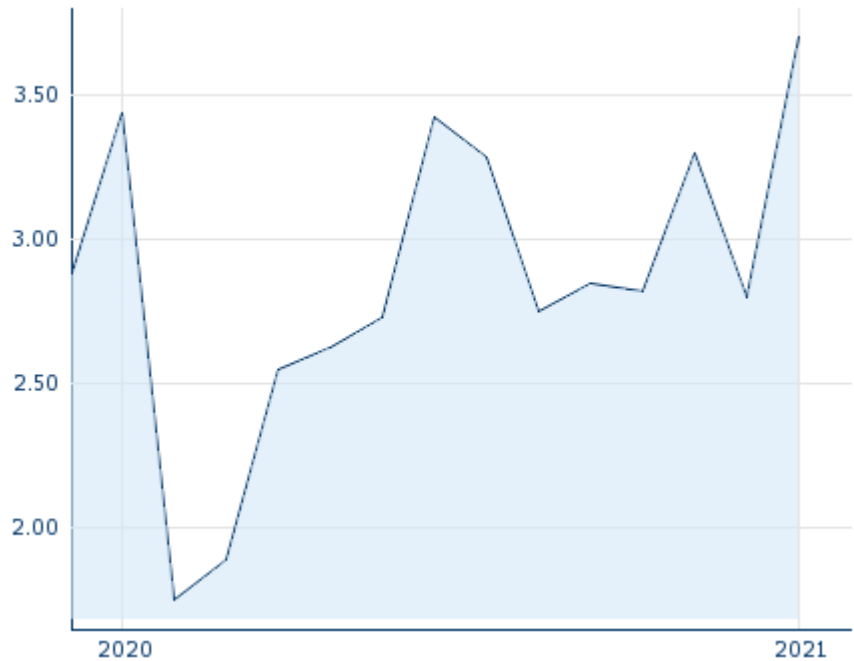
## Market data

Bid (Bid size)	-
Ask (Ask size)	-
Open	3.7002 EUR
High	3.7002 EUR
Low	3.7002 EUR
Close (prev. day)	2.7951 EUR
VWAP	3.70018 EUR
Volume (pcs)	44
Trading volume	162.81
Number of trades	1
Last size	44

## Performance and Risk

	6m	1y	3y
Perf (%)	-	-	-
Perf (abs.)	-	-	-
Beta	0.72	0.54	0.82
Volatility	-	-	-

5y



Information about previous performance does not guarantee future performance.  
Source: FactSet

## Price data

Ø price 5 days   Ø volume 5 days (pcs.)	- EUR (-)
Ø price 30 days   Ø volume 30 days (pcs.)	- EUR (-)
Ø price 100 days   Ø volume 100 days (pcs.)	- EUR (-)
Ø price 250 days   Ø volume 250 days (pcs.)	- EUR (-)
YTD High   date	- EUR (-)
YTD Low   date	- EUR (-)
52 Weeks High   date	- EUR (-)
52 Weeks Low   date	- EUR (-)

## Arbitrage views

Exchange <span style="font-size: small;">📍</span>	Date	Time	Price	Trading volume (mio.)	Number of trades
Tradegate	2024/08/21	09:55	1.78 EUR	0.00	1
Stuttgart	2024/08/21	11:01	1.756 EUR	0.00	6
Munich	2024/08/21	08:43	1.756 EUR	0.00	1
London Stock Exchange	2021/01/22	16:30	3.7002 EUR	0.00	1
Frankfurt	2024/08/21	08:25	1.75 EUR	0.00	1

	21					
FINRA other OTC Issues	2024/04/16	17:18	1.41 USD	0.00		1
Duesseldorf	2024/08/21	16:31	1.754 EUR	0.00		4
BME Continuous Market	2024/08/21	17:35	1.754 EUR	0.03		31

## Company profile

### Company Logo



### Company Profile

-

### Contact Details

ORYZON GENOMICS

--

----

Telefon: -

Fax: -

E-mail: -