

ORYZON GENOMICS SA

ISIN: **ES0167733015** WKN: -

Overview

2021/01/22 16:30:07

Price
3.7002 EUR

Difference  32.38% (0.91)

General attributes

ISIN	ES0167733015
Symbol	ORY
Exchange	London Stock Exchange
Currency	EUR
Sector	Chemical / Pharmaceutical / Health
Security type	Stock
Market cap (m)	124 EUR
Benchmark	IBEX 35

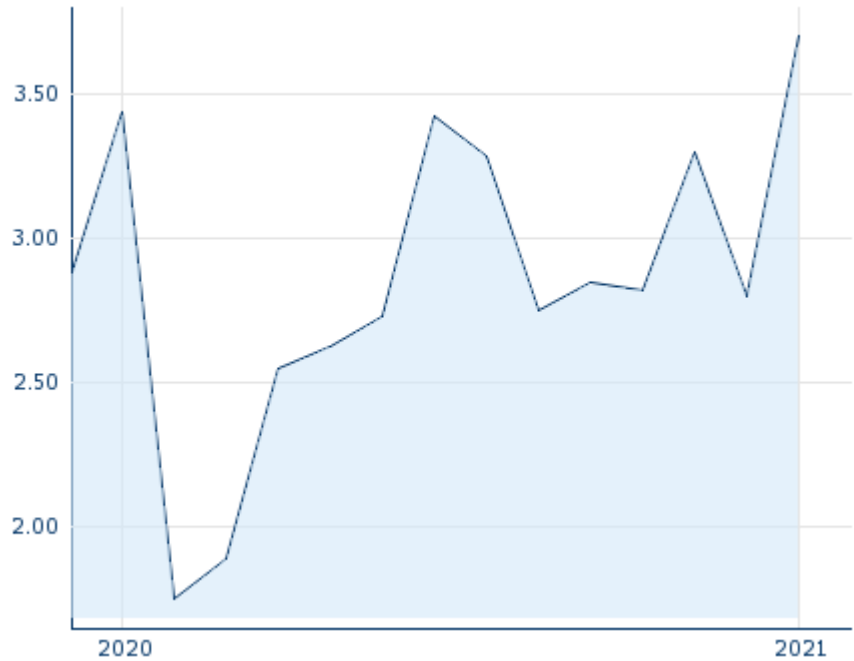
Market data

Bid (Bid size)	-
Ask (Ask size)	-
Open	3.7002 EUR
High	3.7002 EUR
Low	3.7002 EUR
Close (prev. day)	2.7951 EUR
VWAP	3.70018 EUR
Volume (pcs)	44
Trading volume	162.81
Number of trades	1
Last size	44

Futures and Options




Related Futures	-
Related Options	-

5y



Information about previous performance does not guarantee future performance.
Source: FactSet

Recent research

on sector		on market	
Date		Headline	Download
2024/04/29		Aktienempfehlungen Österreich	
2024/04/26		Global Equity Ratings	
2024/04/26		Aktienempfehlungen Global	
2024/04/15		Aktienempfehlungen Österreich	
2024/04/03		Global Equity Ratings	

Details

2021/01/22 16:30:07

Price
3.7002 EUR

Difference ▲ 32.38% (0.91)

General attributes

ISIN	ES0167733015
Symbol	ORY
Exchange	London Stock Exchange
Currency	EUR
Sector	Chemical / Pharmaceutical / Health
Security type	Stock
Market cap (m)	124 EUR
Benchmark	IBEX 35

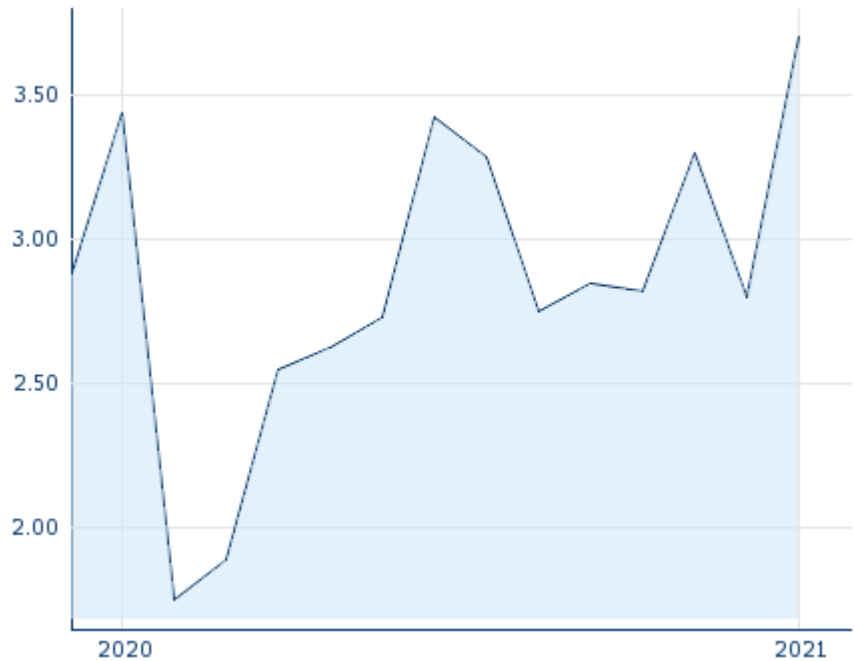
Market data

Bid (Bid size)	-
Ask (Ask size)	-
Open	3.7002 EUR
High	3.7002 EUR
Low	3.7002 EUR
Close (prev. day)	2.7951 EUR
VWAP	3.70018 EUR
Volume (pcs)	44
Trading volume	162.81
Number of trades	1
Last size	44

Performance and Risk

	6m	1y	3y
Perf (%)	-	-	-
Perf (abs.)	-	-	-
Beta	0.59	0.41	0.80
Volatility	317.36	375.31	146.34

5y



Information about previous performance does not guarantee future performance.
Source: FactSet

Price data

Ø price 5 days Ø volume 5 days (pcs.)	2.5220 EUR (65)
Ø price 30 days Ø volume 30 days (pcs.)	2.3568 EUR (7,821)
Ø price 100 days Ø volume 100 days (pcs.)	1.8649 EUR (2,926)
Ø price 250 days Ø volume 250 days (pcs.)	- EUR (1,833)
YTD High date	3.7002 EUR (2021/01/22)
YTD Low date	3.7002 EUR (2021/01/22)
52 Weeks High date	3.7002 EUR (2021/01/22)
52 Weeks Low date	1.7479 EUR (2020/03/13)

Arbitrage views

Exchange ⊕	Date	Time	Price	Trading volume (mio.)	Number of trades
Tradegate	2024/05/06	22:02	1.976 EUR	0.00	1
Stuttgart	2024/05/06	08:02	1.91 EUR	0.00	3
Munich	2024/05/06	08:02	1.938 EUR	0.00	1
London Stock Exchange	2021/01/22	16:30	3.7002 EUR	0.00	1
Frankfurt	2024/05/06	08:25	1.90 EUR	0.00	2

	06					
FINRA other OTC Issues	2024/04/16	17:18	1.41 USD	0.00		1
Duesseldorf	2024/05/06	19:31	1.94 EUR	0.00		7
BME Continuous Market	2024/05/06	17:35	1.97 EUR	0.15		142

Company profile

Company Logo



Company Profile

-

Contact Details

ORYZON GENOMICS

--

Telefon: -

Fax: -

E-mail: -