

WOLTERS KLUWER NV

ISIN: NL0000395903 WKN: 039590

Overview

2024/05/15 08:10:20

Price

145.95 EUR

Difference  -0.31% (-0.45)

General attributes

ISIN NL0000395903

Symbol WKL

Exchange Munich

Currency EUR

Sector Media / Entertainment / Recreation

Security type Stock

Market cap (m) 34,958 EUR

Benchmark AMSTERDAM EXCHANGES INDEX

Market data

Bid (Bid size) 145.75 EUR (600)

Ask (Ask size) 146.05 EUR (600)

Open 145.95 EUR

High 145.95 EUR

Low 145.95 EUR

Close (prev. day) 146.40 EUR

VWAP 148.10 EUR

Volume (pcs) 0

Trading volume 0.00

Number of trades 2

Last size 0

Futures and Options

Related Futures 38









Related Options -

5y



Information about previous performance does not guarantee future performance.
Source: FactSet

Recent research

on sector	on market		
Date		Headline	Download
2024/05/13		Aktienempfehlungen Österreich	
2024/04/29		Aktienempfehlungen Österreich	
2024/04/26		Global Equity Ratings	
2024/04/26		Aktienempfehlungen Global	
2024/04/15		Aktienempfehlungen Österreich	

Details

2024/05/15 08:10:20

Price

145.95 EUR

Difference 📉 -0.31% (-0.45)

General attributes

ISIN	NL0000395903
Symbol	WKL
Exchange	Munich
Currency	EUR
Sector	Media / Entertainment / Recreation
Security type	Stock
Market cap (m)	34,958 EUR
Benchmark	AMSTERDAM EXCHANGES INDEX

Market data

Bid (Bid size)	145.75 EUR (600)
Ask (Ask size)	146.05 EUR (600)
Open	145.95 EUR
High	145.95 EUR
Low	145.95 EUR
Close (prev. day)	146.40 EUR
VWAP	148.10 EUR
Volume (pcs)	0
Trading volume	0.00
Number of trades	2
Last size	0

Performance and Risk

	6m	1y	3y
Perf (%)	+18.90%	+32.20%	+87.84%
Perf (abs.)	+23.20	+35.55	+68.25
Beta	0.43	0.53	0.51
Volatility	14.48	15.75	18.81

5y



Information about previous performance does not guarantee future performance.
Source: FactSet

Price data

Ø price 5 days Ø volume 5 days (pcs.)	147.14 EUR (1)
Ø price 30 days Ø volume 30 days (pcs.)	142.47 EUR (8)
Ø price 100 days Ø volume 100 days (pcs.)	140.55 EUR (12)
Ø price 250 days Ø volume 250 days (pcs.)	126.21 EUR (8)
YTD High date	148.25 EUR (2024/02/26)
YTD Low date	127.65 EUR (2024/01/03)
52 Weeks High date	148.25 EUR (2024/02/26)
52 Weeks Low date	106.05 EUR (2023/05/26)

Arbitrage views

Exchange 📍	Date	Time	Price	Trading volume (mio.)	Number of trades
Xetra	2024/05/15	17:35	145.35 EUR	0.00	4
Vienna Stock Exchange	2024/05/15	09:05	146.50 EUR	0.00	3
Tradegate	2024/05/15	22:26	146.00 EUR	0.05	18
Stuttgart	2024/05/15	21:45	145.80 EUR	0.01	63
Munich	2024/	08:10	145.95 EUR	0.00	2

	05/15						
London Stock Exchange European Trade Reporting	2024/ 05/15	17:30	146.10	EUR	0.11		10
Hanover	2024/ 05/15	08:04	145.80	EUR	0.00		3
Hamburg	2024/ 05/15	08:00	145.80	EUR	0.00		3
Frankfurt	2024/ 05/15	15:58	145.85	EUR	0.01		1
FINRA other OTC Issues	2024/ 05/10	16:30	159.04	USD	0.12		2
Euronext Amsterdam	2024/ 05/15	17:35	145.35	EUR	67.69		2,619
Duesseldorf	2024/ 05/15	08:10	145.50	EUR	0.00		3
Berlin	2024/ 05/15	08:08	145.80	EUR	0.00		2

Company profile

Company Logo



Contact Details

WOLTERS KLUWER NV

--

Zuidpoolsingel 2 - 2400 BA Alphen aan den Rijn

Telefon: +31-17-264-14-00

Fax: +

E-mail: info@wolterskluwer.com

Company Profile

-

Members of Management Board

Nancy McKinstry Chairman of Managing Board

Kevin Entricken Member of Executive Committee

Board of directors

Ann Ziegler Chairman of Supervisory Board

Sophie Vandebroek Member of Supervisory Board

Chris Vogelzang Member of Supervisory Board

David Sides Member of Supervisory Board

Heleen H. Kersten Member of Supervisory Board

Jack P. de Kreij Member of Supervisory Board