

## DOMETIC GROUP AB

ISIN: SE0007691613 WKN: -

## Overview

2024/05/02 21:03:37

Price

6.891 USD

Difference  -18.55% (-1.57)

## General attributes

ISIN	SE0007691613
Symbol	DOM
Exchange	FINRA other OTC Issues
Currency	USD
Sector	Media / Entertainment / Recreation
Security type	Stock
Market cap (m)	2,208 EUR
Benchmark	OMX STOCKHOLM 30 INDEX

## Market data

Bid (Bid size)	-
Ask (Ask size)	-
Open	6.891 USD
High	6.891 USD
Low	6.891 USD
Close (prev. day)	8.46 USD
VWAP	6.891 USD
Volume (pcs)	275
Trading volume	1,895.03
Number of trades	1
Last size	275

## Futures and Options

Related Futures	30
Related Options	-




5y



Information about previous performance does not guarantee future performance.  
Source: FactSet

## Recent research

on sector

Date	Headline	Download
2024/04/29	 Aktienempfehlungen Österreich	
2024/04/26	 Global Equity Ratings	
2024/04/26	 Aktienempfehlungen Global	
2024/04/15	 Aktienempfehlungen Österreich	
2024/04/03	 Global Equity Ratings	

## Details

2024/05/02 21:03:37

## Price

6.891 USD

Difference 📉 -18.55% (-1.57)

## General attributes

ISIN SE0007691613

Symbol DOM

Exchange FINRA other OTC Issues

Currency USD

Sector Media / Entertainment / Recreation

Security type Stock

Market cap (m) 2,208 EUR

Benchmark OMX STOCKHOLM 30 INDEX

## Market data

Bid (Bid size) -

Ask (Ask size) -

Open 6.891 USD

High 6.891 USD

Low 6.891 USD

Close (prev. day) 8.46 USD

VWAP 6.891 USD

Volume (pcs) 275

Trading volume 1,895.03

Number of trades 1

Last size 275

## Performance and Risk

	6m	1y	3y
Perf (%)	-	+11.41%	-
Perf (abs.)	-	+0.71	-
Beta	1.49	1.43	1.47
Volatility	103.78	73.67	69.97

5y



Information about previous performance does not guarantee future performance.  
Source: FactSet

## Price data

Ø price 5 days | Ø volume 5 days (pcs.) 6.891 USD (59)

Ø price 30 days | Ø volume 30 days (pcs.) - USD (-)

Ø price 100 days | Ø volume 100 days (pcs.) 8.104 USD (8)

Ø price 250 days | Ø volume 250 days (pcs.) 7.321 USD (8)

YTD High | date 8.460 USD (2024/01/10)

YTD Low | date 6.891 USD (2024/05/02)

52 Weeks High | date 8.960 USD (2023/12/26)

52 Weeks Low | date 5.940 USD (2023/06/05)

## Arbitrage views

Exchange <span>📍</span>	Date	Time	Price	Trading volume (mio.)	Number of trades
Tradegate	2024/05/03	22:02	6.94 EUR	0.00	1
Stuttgart	2024/05/03	15:35	6.835 EUR	0.00	11
Nasdaq Stockholm	2024/05/03	17:29	80.55 SEK	20.48	824
Munich	2024/05/03	08:03	6.725 EUR	0.00	1
London Stock Exchange	2024/	17:25	80.90 SEK	0.00	2

European Trade Reporting	05/03					
Frankfurt	2024/ 05/03	09:06	6.675	EUR	0.00	2
FINRA other OTC Issues	2024/ 05/02	21:03	6.891	USD	0.00	1
Duesseldorf	2024/ 05/03	19:32	6.875	EUR	0.00	7
Berlin	2024/ 05/03	21:43	6.935	EUR	0.00	18

## Company profile

### Company Logo



### Company Profile

-

### Contact Details

DOMETIC GROUP

--

----

Telefon: -

Fax: -

E-mail: -