

## SCANDIC HOTELS GROUP AB

ISIN: SE0007640156 WKN: -

## Overview

2024/08/09 08:17:53

Price  
5.315 EURDifference  -1.12% (-0.06)

## General attributes

ISIN	SE0007640156
Symbol	SHOT
Exchange	Berlin
Currency	EUR
Sector	Media / Entertainment / Recreation
Security type	Stock
Market cap (m)	1,051 EUR
Benchmark	OMX STOCKHOLM 30 INDEX

## Market data

Bid (Bid size)	-
Ask (Ask size)	-
Open	5.315 EUR
High	5.315 EUR
Low	5.315 EUR
Close (prev. day)	5.375 EUR
VWAP	-
Volume (pcs)	0
Trading volume	0.00
Number of trades	3
Last size	0

## Futures and Options

Related Futures	-
Related Options	-




5y



Information about previous performance does not guarantee future performance.  
Source: FactSet

## Recent research

on sector

Date		Headline	Download
2024/08/09		Equity Weekly	
2024/07/29		Aktienempfehlungen Österreich	
2024/07/24		Global Equity Ratings	
2024/07/24		Aktienempfehlungen Global	
2024/07/15		Aktienempfehlungen Global	

## Details

2024/08/09 08:17:53

## Price

5.315 EUR

Difference ▼ -1.12% (-0.06)

## General attributes

ISIN	SE0007640156
Symbol	SHOT
Exchange	Berlin
Currency	EUR
Sector	Media / Entertainment / Recreation
Security type	Stock
Market cap (m)	1,051 EUR
Benchmark	OMX STOCKHOLM 30 INDEX

## Market data

Bid (Bid size)	-
Ask (Ask size)	-
Open	5.315 EUR
High	5.315 EUR
Low	5.315 EUR
Close (prev. day)	5.375 EUR
VWAP	-
Volume (pcs)	0
Trading volume	0.00
Number of trades	3
Last size	0

## Performance and Risk

	6m	1y	3y
Perf (%)	+19.04%	+55.77%	+57.39%
Perf (abs.)	+0.85	+1.90	+1.94
Beta	0.55	0.85	0.94
Volatility	30.86	31.52	39.44

5y



Information about previous performance does not guarantee future performance.  
Source: FactSet

## Price data

Ø price 5 days   Ø volume 5 days (pcs.)	5.254 EUR (0)
Ø price 30 days   Ø volume 30 days (pcs.)	5.489 EUR (0)
Ø price 100 days   Ø volume 100 days (pcs.)	5.306 EUR (0)
Ø price 250 days   Ø volume 250 days (pcs.)	4.375 EUR (24)
YTD High   date	5.780 EUR (2024/07/03)
YTD Low   date	3.961 EUR (2024/01/17)
52 Weeks High   date	5.780 EUR (2024/07/03)
52 Weeks Low   date	2.833 EUR (2023/10/26)

## All listings for SCANDIC HOTELS GROUP AB

Exchange	Date	Time	Price	Trading volume (mio.)	Number of trades
Tradegate	2024/08/09	22:02	5.51 EUR	0.00	1
Stuttgart	2024/08/09	16:25	5.415 EUR	0.00	8
Nasdaq Stockholm	2024/08/09	18:00	63.05 SEK	30.32	1,027
Munich	2024/08/09	08:11	5.38 EUR	0.00	1
London Stock Exchange	2024/	17:25	62.45 SEK	0.00	2

European Trade Reporting	08/09					
Frankfurt	2024/ 08/09	08:01	5.355 EUR	0.00		2
FINRA other OTC Issues	2024/ 06/29	02:10	6.0720 USD	0.00		1
Duesseldorf	2024/ 08/09	19:32	5.465 EUR	0.00		6
Berlin	2024/ 08/09	08:17	5.315 EUR	0.00		3

## Company profile

### Company Logo

The Scandic logo consists of the word "Scandic" in a bold, red, sans-serif font.

### Company Profile

-

### Contact Details

SCANDIC HOTELS GROUP

--

Sveavagen 167 102 33 Stockholm

Telefon: +46 8 517 350 00

Fax: -

E-mail: [info@scandichotels.com](mailto:info@scandichotels.com)