

SCANDIC HOTELS GROUP AB

ISIN: SE0007640156 WKN: -

Overview

2024/04/23 08:02:26

Price
4.91 EURDifference  -0.20% (-0.01)

General attributes

ISIN	SE0007640156
Symbol	SHOT
Exchange	Berlin
Currency	EUR
Sector	Media / Entertainment / Recreation
Security type	Stock
Market cap (m)	937 EUR
Benchmark	OMX STOCKHOLM 30 INDEX

Market data

Bid (Bid size)	4.912 EUR (2,500)
Ask (Ask size)	4.954 EUR (2,500)
Open	4.91 EUR
High	4.91 EUR
Low	4.91 EUR
Close (prev. day)	4.92 EUR
VWAP	-
Volume (pcs)	0
Trading volume	0.00
Number of trades	1
Last size	0

Futures and Options










Related Futures	-
Related Options	-

5y



Information about previous performance does not guarantee future performance.
Source: FactSet

Recent research

on sector			
Date		Headline	Download
2024/04/15		Aktienempfehlungen Österreich	
2024/04/03		Global Equity Ratings	
2024/04/03		Aktienempfehlungen Global	
2024/04/03		Aktienempfehlungen Österreich	
2024/03/18		Aktienempfehlungen Österreich	

Details

2024/04/23 08:02:26

Price

4.91 EUR

Difference ▼ -0.20% (-0.01)

General attributes

ISIN	SE0007640156
Symbol	SHOT
Exchange	Berlin
Currency	EUR
Sector	Media / Entertainment / Recreation
Security type	Stock
Market cap (m)	937 EUR
Benchmark	OMX STOCKHOLM 30 INDEX

Market data

Bid (Bid size)	4.912 EUR (2,500)
Ask (Ask size)	4.954 EUR (2,500)
Open	4.91 EUR
High	4.91 EUR
Low	4.91 EUR
Close (prev. day)	4.92 EUR
VWAP	-
Volume (pcs)	0
Trading volume	0.00
Number of trades	1
Last size	0

Performance and Risk

	6m	1y	3y
Perf (%)	+63.46%	+55.01%	+33.55%
Perf (abs.)	+1.91	+1.75	+1.24
Beta	0.73	0.72	0.91
Volatility	32.01	32.24	39.82

5y



Information about previous performance does not guarantee future performance.
Source: FactSet

Price data

Ø price 5 days Ø volume 5 days (pcs.)	4.92 EUR (0)
Ø price 30 days Ø volume 30 days (pcs.)	5.04 EUR (133)
Ø price 100 days Ø volume 100 days (pcs.)	4.47 EUR (60)
Ø price 250 days Ø volume 250 days (pcs.)	3.78 EUR (24)
YTD High date	5.38 EUR (2024/04/02)
YTD Low date	3.96 EUR (2024/01/17)
52 Weeks High date	5.38 EUR (2024/04/02)
52 Weeks Low date	2.83 EUR (2023/10/26)

Arbitrage views

Exchange <input type="checkbox"/>	Date	Time	Price	Trading volume (mio.)	Number of trades
Tradegate	2024/04/22	22:02	4.924 EUR	0.00	1
Stuttgart	2024/04/23	08:03	4.902 EUR	0.00	1
Nasdaq Stockholm	2024/04/22	17:29	57.00 SEK	16.31	730
Munich	2024/04/23	08:02	4.924 EUR	0.00	1
London Stock Exchange	2024/	17:25	56.95 SEK	0.00	2

European Trade Reporting	04/22					
Frankfurt	2024/ 04/23	08:01	4.912	EUR	0.00	1
Duesseldorf	2024/ 04/23	08:11	4.892	EUR	0.00	1
Berlin	2024/ 04/23	08:02	4.91	EUR	0.00	1

Company profile

Company Logo

The Scandic logo consists of the word "Scandic" in a bold, red, sans-serif font.

Company Profile

-

Contact Details

SCANDIC HOTELS GROUP

--

Sveavagen 167 102 33 Stockholm

Telefon: +46 8 517 350 00

Fax: -

E-mail: info@scandichotels.com