

## KID ASA

ISIN: NO0010743545

WKN: -

## Overview

2021/09/29 16:26:11

## Price

117.00 NOK

Difference  21.88% (21.00)

## General attributes

ISIN	NO0010743545
Symbol	KID
Exchange	London Stock Exchange
Currency	NOK
Sector	Commerce
Security type	Stock
Market cap (m)	478 EUR
Benchmark	NORWAY OSLO BORS ALL SHARE(TRG)

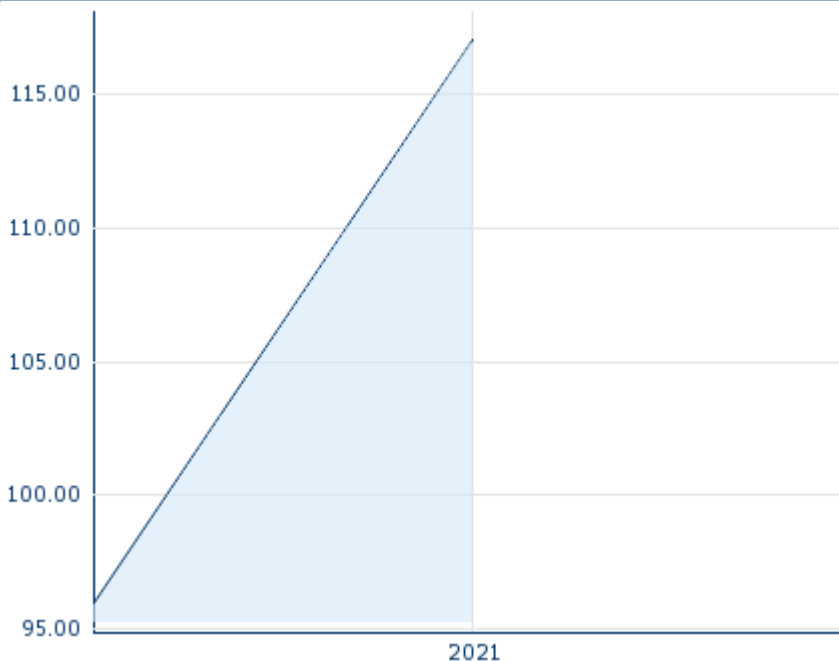
## Market data

Bid (Bid size)	-
Ask (Ask size)	-
Open	117.00 NOK
High	117.00 NOK
Low	117.00 NOK
Close (prev. day)	96.00 NOK
VWAP	117.00 NOK
Volume (pcs)	217
Trading volume	25,389.00
Number of trades	1
Last size	217

## Futures and Options










Related Futures	-
Related Options	-

5y



Information about previous performance does not guarantee future performance.  
Source: FactSet

## Recent research

on sector	Date	Headline	Download
	2024/07/12	 Global Equity Ratings	
	2024/07/12	 Aktienempfehlungen Global	
	2024/06/21	 Equity Weekly	
	2024/06/21	 Global Equity Ratings	
	2024/06/21	 Aktienempfehlungen Global	

## Details

2021/09/29 16:26:11

## Price

117.00 NOK

Difference ▲ 21.88% (21.00)

## General attributes

ISIN	NO0010743545
Symbol	KID
Exchange	London Stock Exchange
Currency	NOK
Sector	Commerce
Security type	Stock
Market cap (m)	478 EUR
Benchmark	NORWAY OSLO BORS ALL SHARE(TRG)

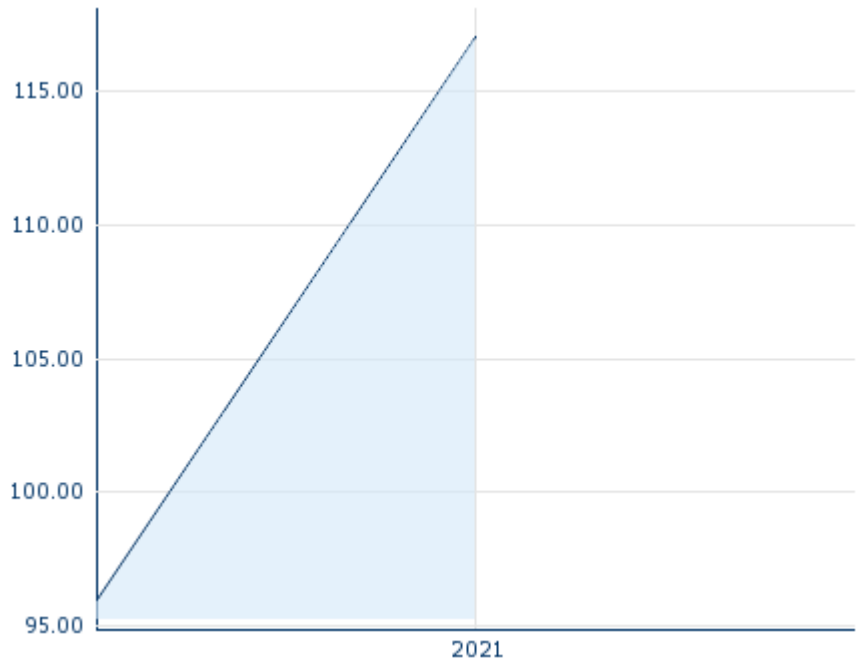
## Market data

Bid (Bid size)	-
Ask (Ask size)	-
Open	117.00 NOK
High	117.00 NOK
Low	117.00 NOK
Close (prev. day)	96.00 NOK
VWAP	117.00 NOK
Volume (pcs)	217
Trading volume	25,389.00
Number of trades	1
Last size	217

## Performance and Risk

	6m	1y	3y
Perf (%)	-	-	-
Perf (abs.)	-	-	-
Beta	0.56	0.28	0.32
Volatility	-	-	-

5y



Information about previous performance does not guarantee future performance.  
Source: FactSet

## Price data

Ø price 5 days   Ø volume 5 days (pcs.)	- NOK (-)
Ø price 30 days   Ø volume 30 days (pcs.)	- NOK (-)
Ø price 100 days   Ø volume 100 days (pcs.)	- NOK (3)
Ø price 250 days   Ø volume 250 days (pcs.)	- NOK (19)
YTD High   date	- NOK (-)
YTD Low   date	- NOK (-)
52 Weeks High   date	- NOK (-)
52 Weeks Low   date	- NOK (-)

## All listings for KID ASA

Exchange <span>⊕</span>	Date	Time	Price	Trading volume (mio.)	Number of trades
Tradegate	2024/07/12	22:02	11.68 EUR	0.00	1
Stuttgart	2024/07/12	15:22	11.70 EUR	0.00	10
Munich	2024/07/12	08:03	11.86 EUR	0.00	2
London Stock Exchange	2021/09/29	16:26	117.00 NOK	0.03	1
Frankfurt	2024/07/12	08:44	11.62 EUR	0.00	2

	12						
First North Stockholm	2024/07/ 02	18:00	146.00 NOK	0.12		16	
Duesseldorf	2024/07/ 12	08:12	11.74 EUR	0.00		3	

## Company profile

### Company Logo

**Kid** ASA

### Company Profile

-

### Contact Details

KID ASA

--

----

Telefon: -

Fax: -

E-mail: -