

KID ASA

ISIN: NO0010743545

WKN: -

Overview

2021/09/29 16:26:11

Price

117.00 NOK

Difference  21.88% (21.00)

General attributes

ISIN	NO0010743545
Symbol	KID
Exchange	London Stock Exchange
Currency	NOK
Sector	Commerce
Security type	Stock
Market cap (m)	478 EUR
Benchmark	NORWAY OSLO BORS ALL SHARE(TRG)

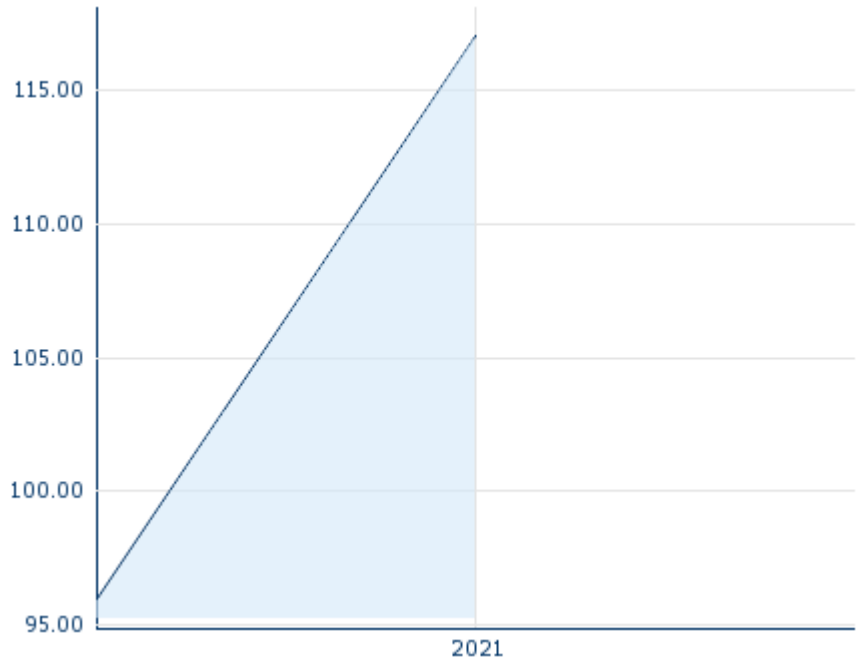
Market data

Bid (Bid size)	-
Ask (Ask size)	-
Open	117.00 NOK
High	117.00 NOK
Low	117.00 NOK
Close (prev. day)	96.00 NOK
VWAP	117.00 NOK
Volume (pcs)	217
Trading volume	25,389.00
Number of trades	1
Last size	217

Futures and Options











Related Futures	-
Related Options	-

5y



Information about previous performance does not guarantee future performance.
Source: FactSet

Recent research

on sector	Date	Headline	Download
	2024/07/12	 Global Equity Ratings	
	2024/07/12	 Aktienempfehlungen Global	
	2024/06/21	 Equity Weekly	
	2024/06/21	 Global Equity Ratings	
	2024/06/21	 Aktienempfehlungen Global	

Details

2021/09/29 16:26:11

Price

117.00 NOK

Difference ▲ 21.88% (21.00)

General attributes

ISIN	NO0010743545
Symbol	KID
Exchange	London Stock Exchange
Currency	NOK
Sector	Commerce
Security type	Stock
Market cap (m)	478 EUR
Benchmark	NORWAY OSLO BORS ALL SHARE(TRG)

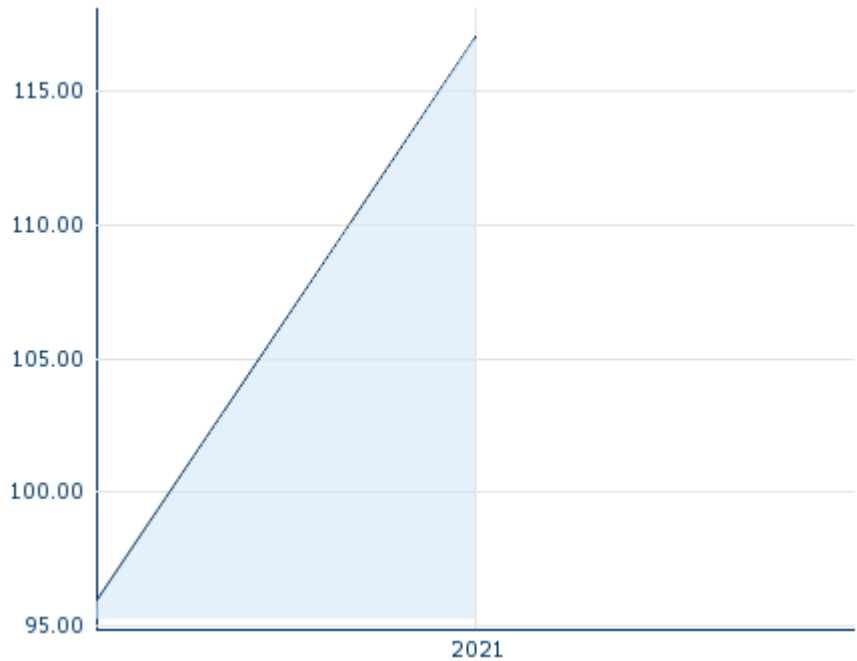
Market data

Bid (Bid size)	-
Ask (Ask size)	-
Open	117.00 NOK
High	117.00 NOK
Low	117.00 NOK
Close (prev. day)	96.00 NOK
VWAP	117.00 NOK
Volume (pcs)	217
Trading volume	25,389.00
Number of trades	1
Last size	217

Performance and Risk

	6m	1y	3y
Perf (%)	-	-	-
Perf (abs.)	-	-	-
Beta	0.56	0.28	0.32
Volatility	-	-	-

5y



Information about previous performance does not guarantee future performance.

Source: FactSet

Price data

Ø price 5 days Ø volume 5 days (pcs.)	- NOK (-)
Ø price 30 days Ø volume 30 days (pcs.)	- NOK (-)
Ø price 100 days Ø volume 100 days (pcs.)	- NOK (3)
Ø price 250 days Ø volume 250 days (pcs.)	- NOK (19)
YTD High date	- NOK (-)
YTD Low date	- NOK (-)
52 Weeks High date	- NOK (-)
52 Weeks Low date	- NOK (-)

All listings for KID ASA

Exchange ⊕	Date	Time	Price	Trading volume (mio.)	Number of trades
Tradegate	2024/07/12	22:02	11.68 EUR	0.00	1
Stuttgart	2024/07/12	15:22	11.70 EUR	0.00	10
Munich	2024/07/12	08:03	11.86 EUR	0.00	2
London Stock Exchange	2021/09/29	16:26	117.00 NOK	0.03	1
Frankfurt	2024/07/12	08:44	11.62 EUR	0.00	2

	12						
First North Stockholm	2024/07/ 02	18:00	146.00 NOK	0.12		16	
Duesseldorf	2024/07/ 12	08:12	11.74 EUR	0.00		3	

Company profile

Company Logo

Kid ASA

Company Profile

-

Contact Details

KID ASA

--

Telefon: -

Fax: -

E-mail: -