

FELLOW BANK PLC

ISIN: **FI4000170915**

WKN: -

Overview

2019/03/29 17:25:00

Price

9.45 EUR

Difference  0.00% (0.00)

General attributes

ISIN	FI4000170915
Symbol	FELLOW
Exchange	London Stock Exchange
Currency	EUR
Sector	Financial
Security type	Stock
Market cap (m)	33 EUR
Benchmark	OMX HELSINKI 25

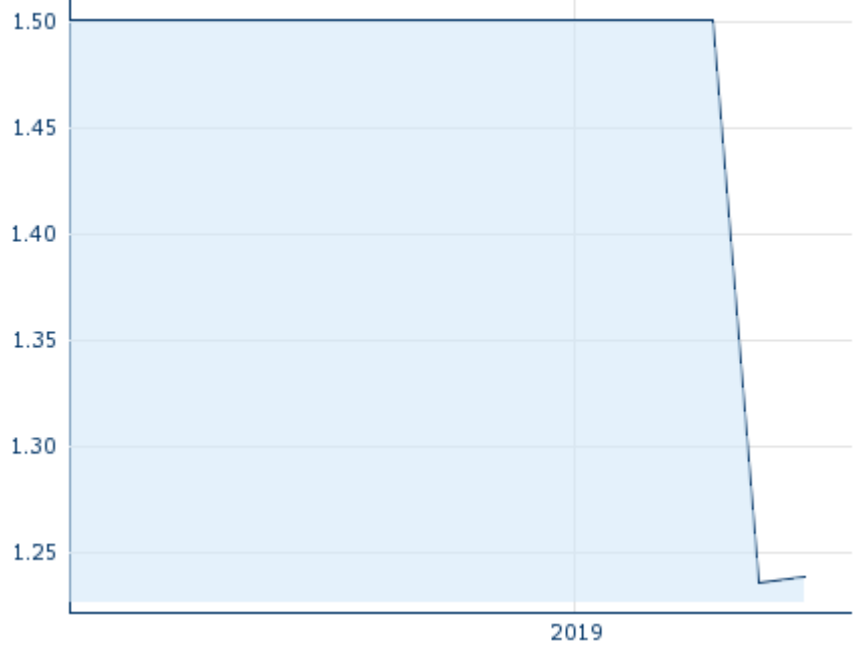
Market data

Bid (Bid size)	-
Ask (Ask size)	-
Open	9.45 EUR
High	9.45 EUR
Low	9.45 EUR
Close (prev. day)	9.45 EUR
VWAP	7.80 EUR
Volume (pcs)	-
Trading volume	-
Number of trades	1
Last size	-

Futures and Options





Related Futures	0
Related Options	-

5y



Information about previous performance does not guarantee future performance.
Source: FactSet

Recent research

on sector		on market	
Date		Headline	Download
2023/01/16		Aktienempfehlungen Österreich	
2023/01/09		Global Equity Ratings	
2023/01/09		Aktienempfehlungen Global	
2022/12/19		Aktienempfehlungen Österreich	
2022/12/19		Global Equity Ratings	

Details

2019/03/29 17:25:00

Price
9.45 EUR

Difference  0.00% (0.00)

General attributes

ISIN	FI4000170915
Symbol	FELLOW
Exchange	London Stock Exchange
Currency	EUR
Sector	Financial
Security type	Stock
Market cap (m)	33 EUR
Benchmark	OMX HELSINKI 25

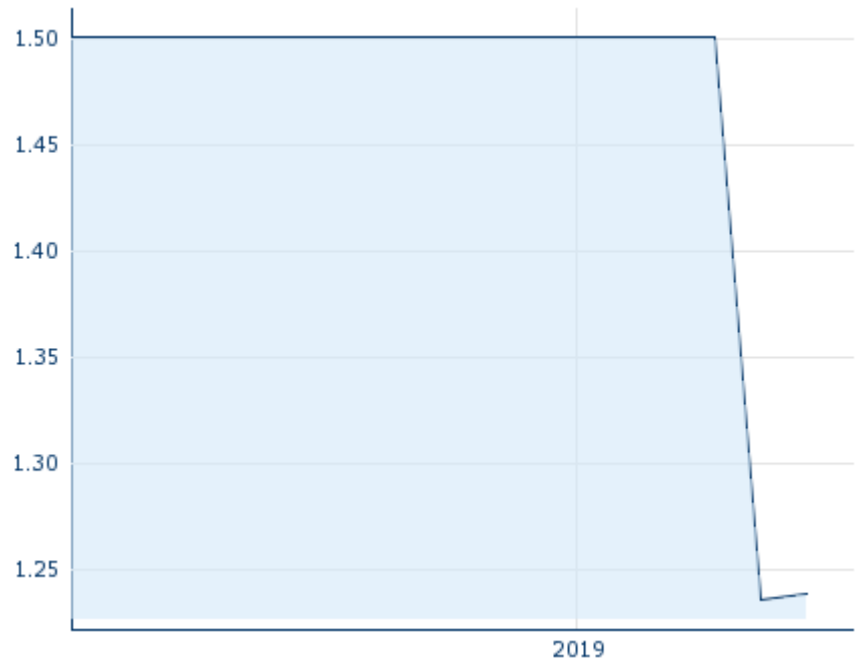
Market data

Bid (Bid size)	-
Ask (Ask size)	-
Open	9.45 EUR
High	9.45 EUR
Low	9.45 EUR
Close (prev. day)	9.45 EUR
VWAP	7.80 EUR
Volume (pcs)	-
Trading volume	-
Number of trades	1
Last size	-

Performance and Risk

	6m	1y	3y
Perf (%)	-	-	-
Perf (abs.)	-	-	-
Beta	0.18	0.40	0.43
Volatility	0.00	0.00	0.00

5y



Information about previous performance does not guarantee future performance.
Source: FactSet

Price data

Ø price 5 days Ø volume 5 days (pcs.)	5.67 EUR (615)
Ø price 30 days Ø volume 30 days (pcs.)	8.82 EUR (102)
Ø price 100 days Ø volume 100 days (pcs.)	- EUR (85)
Ø price 250 days Ø volume 250 days (pcs.)	- EUR (85)
YTD High date	9.45 EUR (2019/03/26)
YTD Low date	7.78 EUR (2019/07/04)
52 Weeks High date	9.45 EUR (2019/03/26)
52 Weeks Low date	7.78 EUR (2019/07/04)

Arbitrage views

Exchange 	Date	Time	Price	Trading volume (mio.)	Number of trades
Nasdaq Helsinki	2023/01/27	17:29	0.3785 EUR	0.01	56
London Stock Exchange	2019/03/29	17:25	9.45 EUR	0.00	1

Company profile

Company Logo



Company Profile

-

Contact Details

FELLOW BANK

--

Telefon: -

Fax: -

E-mail: -